



RIM
Machine Tools

www.rmsale.co.za



*The Information on products in this catalogue, has been drawn from multitude of sources.
It is in no way binding, and should not be consider as conclusive.
We do not hold ourselves responsible for any errors or omissions
Pictures of products and descriptions in this catalogue are intended as a guide only.
Some pictures may show optional extras.*

*We trust that the information is usefull and informative.
Should you notice any mistakes in terms of information, spelling errors, or incorrect pictures
kindly inform us of corrections on future issues.*




Catalogue 2022/2024

RM Machine Tools (PTY) Ltd. Reg. No 2019/343915/07
Private bag X9 , Postnet suite 8 , Flamwood , Klerksdorp 2572
12 Cilliers Street , La hoff , Klerksdorp 2570


Sales Office	069 550 6640	sales@rmttools.co.za
Carlo Van Eeden	073 964 4880	carlo@rmttools.co.za
Morne Van Aardt	067 100 2234	morne@rmttools.co.za
Admin / Financials	069 550 6640	admin@rmttools.co.za

Website : www.rmsale.co.za




Contents

Abrasive	54,55,56	ISO Tooling	40
Angle Plates	46	Indexable Milling Holders	34
Ball Noses	17	Inserts	25,26,27,28
Bandsaw Blades	57,58	Jaws	45
Black Books	52	Knurling Tools	52
Bore Gauges	51	Lathe Chucks	45
Borring Bars	32,33	Lathe Backplates	45
Borring Heads	48	Morse Taper Tooling	38
Brazed Tools	23,24	Magnetic Stands	51
BT Tooling	41	Number & Letter Punches	52
Burrs	15	Outside Micrometers	49
Centre Drills	1	Parting Blades /Blocks/Kits	24
Clamping Kits	46	Pull Studs	43
Combination Set & Square	50	Punch & Dies	52
Coolant Hoses	53	Pipe Centres	44
Coolant Pumps	47	Powerfeed Attchement	47
Corner Rounding Cutters	20	Pilot Pin	7,8
Countersinks & Counter Bores	9	Parallels Sets	51
Deburring Tools	21	Quick Change Tool Post	48
Dial Indicators	49	Quick Change Tool Holder	48
Dividing Heads	47	Reversible Tapping Chuck	48
Dovetail Cutters	20	Revolving & Dead Centres	44
Dressers	55	Reamers	10
Drill Chucks	37	Roughing Endmills (Rippers)	19
Drill Drifts	43	R8 Tooling	39
Drill Sets	6	Sluggers HSS	7
Drill Stub Cobalt	3	Sluggers TCT	8
Drills Carbide	5	Single Flute Cutters	17
Drills Jobber HSS	2	Slotdrills	16,17
Drills Jobber HSS Long Series	3	Slitting Saws	20
Drills MTS	6	Straight Shank Tooling	37
Drills Step	9	Straight Edges	51
Drills Stub HSS	1	Lubrications	52
Drills Jobber Cobalt	5	Scotch Brite	55
Die Holder	14	Tap & Dies Sets /Tap & Drill Sets	14
Die Nuts	14	Taps Hand	11
Edge Finder	50	Taps Spiral Point	12
Endmills	18,19	Taps Spiral Flute	13
Engineering Square	51	Taps Color Band	13
ER Collets	42	Tap Wrenches	13
ER Collets Sets & ER Spanners	43	Toolbits & Tool holder	22
External Holders (Knife Tools)	29,30,31	U Drills	35
Fly Cutters	22	Threading Holders	36
Finger Clocks	49	Thread Files	52
Front Nuts	43	V Blocks	46
File Sets	52	Verniers	49
Gauges	50	Vices	46
Horizontal / Vertical Tables	47	Woodruff Cutters	20
Height Gauge	51		


HSS Center Drills Form A			
			
Stock Code	Point Ø mm	Body Ø mm	Overall Length mm
CDM1	1	3.15	31.5
CDM1.6	1.6	4	35.5
CDM2	2	5	40
CDM2.5	2.5	6.3	45
CDM3.15	3.15	8	50
CDM4	4	10	56
CDM5	5	12.5	63
CDM6.3	6.3	16	71
CDM8	8	20	80
CDM10	10	25	100

* Carbide available on Request *

HSS Stub Drills			
			
Stock Code	Ø mm	Flute Length mm	Overall Length mm
SDR1.0S	1	6	26
SDR1.2S	1.2	8	30
SDR1.5S	1.5	9	32
SDR1.6S	1.6	10	34
SDR1.8S	1.8	11	36
SDR2.0S	2	12	38
SDR2.1S	2.1	12	38
SDR2.2S	2.2	13	40
SDR2.3S	2.3	13	40
SDR2.4S	2.4	14	43
SDR2.5S	2.5	14	43
SDR2.6S	2.6	14	43
SDR2.7S	2.7	16	46
SDR2.8S	2.8	16	46
SDR2.9S	2.9	16	46
SDR3.0S	3	16	46
SDR3.1S	3.1	18	49
SDR3.2S	3.2	18	49
SDR3.3S	3.3	18	49
SDR3.4S	3.4	20	52
SDR3.5S	3.5	20	52
SDR3.6S	3.6	20	52
SDR3.7S	3.7	20	52
SDR3.8S	3.8	22	55
SDR3.9S	3.9	22	55
SDR4.0S	4	22	55
SDR4.1S	4.1	22	55
SDR4.2S	4.2	22	55
SDR4.3S	4.3	24	58
SDR4.4S	4.4	24	58
SDR4.5S	4.5	24	58
SDR4.6S	4.6	24	58
SDR4.7S	4.7	24	58
SDR4.8S	4.8	26	62
SDR4.9S	4.9	26	62
SDR5.0S	5	26	62
SDR5.1S	5.1	26	62
SDR5.2S	5.2	26	62


Stock Code	Ø mm	Flute Length mm	Overall Length mm
SDR5.3S	5.3	26	62
SDR5.4S	5.4	28	66
SDR5.5S	5.5	28	66
SDR5.6S	5.6	28	66
SDR5.7S	5.7	28	66
SDR5.8S	5.8	28	66
SDR5.9S	5.9	28	66
SDR6.0S	6	28	66
SDR6.1S	6.1	31	70
SDR6.2S	6.2	31	70
SDR6.3S	6.3	31	70
SDR6.4S	6.4	31	70
SDR6.5S	6.5	31	70
SDR6.8S	6.8	34	74
SDR7.0S	7	34	74
SDR7.2S	7.2	34	74
SDR7.5S	7.5	34	74
SDR7.8S	7.8	37	79
SDR8.0S	8	37	79
SDR8.2S	8.2	37	79
SDR8.5S	8.5	37	79
SDR8.8S	8.8	40	84
SDR9.0S	9	40	84
SDR9.2S	9.2	40	84
SDR9.5S	9.5	40	84
SDR9.8S	9.8	43	89
SDR10.0S	10	43	89
SDR10.2S	10.2	43	89
SDR10.5S	10.5	43	89
SDR10.8S	10.8	47	95
SDR11.0S	11	47	95
SDR11.2S	11.2	47	95
SDR11.5S	11.5	47	95
SDR11.8S	11.8	47	95
SDR12.0S	12	51	102
SDR12.2S	12.2	51	102
SDR12.5S	12.5	51	102
SDR12.8S	12.8	51	102
SDR13.0S	13	51	102
SDR13.2S	13.2	51	102
SDR13.5S	13.5	54	107
SDR13.8S	13.8	54	107
SDR14.0S	14	54	107
SDR14.5S	14.5	56	111
SDR15.0S	15	56	111
SDR15.5S	15.5	58	115
SDR16.0S	16	58	115
SDR16.5S	16.5	60	119
SDR17.0S	17	60	119
SDR17.5S	17.5	62	123
SDR18.0S	18	62	123
SDR18.5S	18.5	64	127
SDR19.0S	19	64	127
SDR19.5S	19.5	66	131
SDR20.0S	20	66	131
SDR21.0S	21	68	136
SDR22.0S	22	70	141
SDR23.0S	23	72	146
SDR24.0S	24	75	151
SDR25.0S	25	75	151



HSS Jobber Drills			
			
Stock Code	Ø mm	Flute Length mm	Overall Length mm
DR1.0	1	12	34
DR1.1	1.1	14	36
DR1.2	1.2	16	38
DR1.3	1.3	16	38
DR1.4	1.4	16	40
DR1.5	1.5	18	40
DR1.6	1.6	20	43
DR1.7	1.7	20	43
DR1.8	1.8	22	46
DR1.9	1.9	22	46
DR2.0	2	24	49
DR2.1	2.1	24	49
DR2.2	2.2	27	53
DR2.3	2.3	27	53
DR2.4	2.4	27	53
DR2.5	2.5	30	57
DR2.6	2.6	30	57
DR2.7	2.7	30	57
DR2.8	2.8	33	61
DR2.9	2.9	33	61
DR3.0	3	33	61
DR3.1	3.1	33	61
DR3.2	3.2	36	65
DR3.3	3.3	36	65
DR3.4	3.4	36	65
DR3.5	3.5	36	70
DR3.6	3.6	39	70
DR3.7	3.7	39	70
DR3.8	3.8	39	70
DR3.9	3.9	43	75
DR4.0	4	43	75
DR4.1	4.1	43	75
DR4.2	4.2	43	75
DR4.3	4.3	43	75
DR4.4	4.4	47	80
DR4.5	4.5	47	80
DR4.6	4.6	47	80
DR4.7	4.7	47	80
DR4.8	4.8	47	80
DR4.9	4.9	52	86
DR5.0	5	52	86
DR5.1	5.1	52	86
DR5.2	5.2	52	86
DR5.3	5.3	52	86
DR5.4	5.4	52	86
DR5.5	5.5	57	93
DR5.6	5.6	57	93
DR5.7	5.7	57	93
DR5.8	5.8	57	93
DR5.9	5.9	57	93
DR6.0	6	57	93
DR6.1	6.1	63	93
DR6.2	6.2	63	101
DR6.3	6.3	63	101
DR6.4	6.4	63	101
DR6.5	6.5	63	101
DR6.6	6.6	63	101
DR6.7	6.7	63	101
DR6.8	6.8	63	101
DR6.9	6.9	69	109


Stock Code	Ø mm	Flute Length mm	Overall Length mm
DR7.0	7	69	109
DR7.1	7.1	69	109
DR7.2	7.2	69	109
DR7.3	7.3	69	109
DR7.4	7.4	69	109
DR7.5	7.5	69	109
DR7.6	7.6	75	117
DR7.7	7.7	75	117
DR7.8	7.8	75	117
DR7.9	7.9	75	117
DR8.0	8	75	117
DR8.1	8.1	75	117
DR8.2	8.2	75	117
DR8.3	8.3	75	117
DR8.4	8.4	75	117
DR8.5	8.5	75	117
DR8.6	8.6	81	125
DR8.7	8.7	81	125
DR8.8	8.8	81	125
DR8.9	8.9	81	125
DR9.0	9	81	125
DR9.1	9.1	81	125
DR9.2	9.2	81	125
DR9.3	9.3	81	125
DR9.4	9.4	81	125
DR9.5	9.5	81	125
DR9.6	9.6	87	133
DR9.7	9.7	87	133
DR9.8	9.8	87	133
DR9.9	9.9	87	133
DR10.0	10	87	133
DR10.1	10.1	87	133
DR10.2	10.2	87	133
DR10.3	10.3	87	133
DR10.4	10.4	87	133
DR10.5	10.5	87	133
DR10.6	10.6	87	133
DR10.7	10.7	94	142
DR10.8	10.8	94	142
DR10.9	10.9	94	142
DR11.0	11	94	142
DR11.1	11.1	94	142
DR11.2	11.2	94	142
DR11.3	11.3	94	142
DR11.4	11.4	94	142
DR11.5	11.5	94	142
DR11.6	11.6	94	142
DR11.7	11.7	94	142
DR11.8	11.8	94	142
DR11.9	11.9	101	151
DR12.0	12	101	151
DR12.1	12.1	101	151
DR12.2	12.2	101	151
DR12.3	12.3	101	151
DR12.4	12.4	101	151
DR12.5	12.5	101	151
DR12.6	12.6	101	151
DR12.7	12.7	101	151
DR12.8	12.8	101	151
DR13.0	13	101	151
DR13.5	13.5	108	160
DR14.0	14	108	160
DR15.0	15	114	169
DR16.0	16	120	178




HSS Jobber Drills Long Series			
			
Stock Code	Ø mm	Flute Length mm	Overall Length mm
DR2.0L	2	56	85
DR2.1L	2.1	56	85
DR2.2L	2.2	59	85
DR2.3L	2.3	59	90
DR2.4L	2.4	62	95
DR2.5L	2.5	62	95
DR2.6L	2.6	62	95
DR2.7L	2.7	66	100
DR2.8L	2.8	66	100
DR2.9L	2.9	66	100
DR3.0L	3	66	100
DR3.1L	3.1	69	106
DR3.2L	3.2	69	106
DR3.3L	3.3	69	106
DR3.4L	3.4	73	112
DR3.5L	3.5	73	112
DR3.6L	3.6	73	112
DR3.7L	3.7	73	112
DR3.8L	3.8	78	119
DR3.9L	3.9	78	119
DR4.0L	4	78	119
DR4.1L	4.1	78	119
DR4.2L	4.2	78	119
DR4.3L	4.3	82	126
DR4.4L	4.4	82	126
DR4.5L	4.5	82	126
DR4.6L	4.6	82	126
DR4.7L	4.7	82	126
DR4.8L	4.8	87	132
DR4.9L	4.9	87	132
DR5.0L	5	87	132
DR5.1L	5.1	87	132
DR5.2L	5.2	87	132
DR5.3L	5.3	87	132
DR5.4L	5.4	91	139
DR5.5L	5.5	91	139
DR5.6L	5.6	91	139
DR5.7L	5.7	91	139
DR5.8L	5.8	91	139
DR5.9L	5.9	91	139
DR6.0L	6	91	139
DR6.1L	6.1	97	148
DR6.2L	6.2	97	148
DR6.3L	6.3	97	148
DR6.4L	6.4	97	148
DR6.5L	6.5	97	148
DR6.6L	6.6	97	148
DR6.7L	6.7	97	148
DR6.8L	6.8	102	156
DR6.9L	6.9	102	156
DR7.0L	7	102	156
DR7.1L	7.1	102	156
DR7.2L	7.2	102	156
DR7.3L	7.3	102	156
DR7.4L	7.4	102	156
DR7.5L	7.5	102	156
DR7.6L	7.6	109	165
DR7.7L	7.7	109	165
DR7.8L	7.8	109	165
DR7.9L	7.9	109	165


Stock Code	Ø mm	Flute Length mm	Overall Length mm
DR8.0L	8	109	165
DR8.2L	8.2	109	165
DR8.5L	8.5	109	165
DR9.0L	9	115	175
DR9.2L	9.2	115	175
DR9.5L	9.5	115	175
DR9.8L	9.8	121	184
DR10.0L	10	121	184
DR10.5L	10.5	121	184
DR10.8L	10.8	128	195
DR11.0L	11	128	195
DR11.2L	11.2	128	195
DR11.5L	11.5	128	195
DR11.8L	11.8	128	195
DR12.0L	12	134	205
DR12.2L	12.2	134	205
DR12.5L	12.5	134	205
DR12.8L	12.8	134	205
DR13.0L	13	134	205
DR14.0L	14	140	214
DR15.0L	15	144	220
DR16.0L	16	149	227

Extra Long Jobber Drills available on request




Cobalt Stub Drills - CO5			
			
Stock Code	Ø mm	Flute Length mm	Overall Length mm
SDR1.0CO5	1	6	26
SDR1.5CO5	1.5	9	32
SDR1.6CO5	1.6	10	34
SDR2.0CO5	2	12	38
SDR2.5CO5	2.5	14	43
SDR3.0CO5	3	16	46
SDR3.3CO5	3.3	16	46
SDR3.5CO5	3.5	20	52
SDR4.0CO5	4	22	55
SDR4.2CO5	4.2	22	55
SDR4.5CO5	4.5	24	58
SDR5.0CO5	5	26	62
SDR5.6CO5	5.6	28	66
SDR6.0CO5	6	28	66
SDR6.5CO5	6.5	31	70
SDR6.8CO5	6.8	34	74
SDR7.0CO5	7	34	74
SDR7.5CO5	7.5	34	74
SDR8.0CO5	8	37	79
SDR8.5CO5	8.5	37	79
SDR9.0CO5	9	40	84
SDR9.5CO5	9.5	40	84
SDR10.0CO5	10	43	89
SDR10.5CO5	10.5	43	89
SDR11.0CO5	11	47	95
SDR12.0CO5	12	51	102
SDR12.5CO5	12.5	51	102
SDR13.0CO5	13	51	102




Cobalt Jobber Drills - CO5			
			
Stock Code	Ø mm	Flute Length mm	Overall Length mm
DR1.0CO5	1	12	34
DR1.1CO5	1.1	14	36
DR1.2CO5	1.2	16	38
DR1.3CO5	1.3	16	38
DR1.4CO5	1.4	16	40
DR1.5CO5	1.5	18	40
DR1.6CO5	1.6	20	43
DR1.7CO5	1.7	20	43
DR1.8CO5	1.8	22	46
DR1.9CO5	1.9	22	46
DR2.0CO5	2	24	49
DR2.1CO5	2.1	24	49
DR2.2CO5	2.2	27	53
DR2.3CO5	2.3	27	53
DR2.4CO5	2.4	27	53
DR2.5CO5	2.5	30	57
DR2.6CO5	2.6	30	57
DR2.7CO5	2.7	30	57
DR2.8CO5	2.8	33	61
DR2.9CO5	2.9	33	61
DR3.0CO5	3	33	61
DR3.1CO5	3.1	33	61
DR3.2CO5	3.2	36	65
DR3.3CO5	3.3	36	65
DR3.4CO5	3.4	36	65
DR3.5CO5	3.5	39	70
DR3.6CO5	3.6	39	70
DR3.7CO5	3.7	39	70
DR3.8CO5	3.8	39	70
DR3.9CO5	3.9	43	75
DR4.0CO5	4	43	75
DR4.1CO5	4.1	43	75
DR4.2CO5	4.2	43	75
DR4.3CO5	4.3	43	75
DR4.4CO5	4.4	47	80
DR4.5CO5	4.5	47	80
DR4.6CO5	4.6	47	80
DR4.7CO5	4.7	47	80
DR4.8CO5	4.8	47	80
DR4.9CO5	4.9	52	86
DR5.0CO5	5	52	86
DR5.1CO5	5.1	52	86
DR5.2CO5	5.2	52	86
DR5.3CO5	5.3	52	86
DR5.4CO5	5.4	52	86
DR5.5CO5	5.5	57	93
DR5.6CO5	5.6	57	93
DR5.7CO5	5.7	57	93
DR5.8CO5	5.8	57	93
DR5.9CO5	5.9	57	93
DR6.0CO5	6	57	93
DR6.1CO5	6.1	63	93
DR6.2CO5	6.2	63	101
DR6.3CO5	6.3	63	101
DR6.4CO5	6.4	63	101
DR6.5CO5	6.5	63	101
DR6.6CO5	6.6	63	101
DR6.7CO5	6.7	63	101
DR6.8CO5	6.8	63	101
DR6.9CO5	6.9	69	109

Stock Code	Ø mm	Flute Length mm	Overall Length mm
DR7.0CO5	7	69	109
DR7.1CO5	7.1	69	109
DR7.2CO5	7.2	69	109
DR7.3CO5	7.3	69	109
DR7.4CO5	7.4	69	109
DR7.5CO5	7.5	69	109
DR7.6CO5	7.6	75	117
DR7.7CO5	7.7	75	117
DR7.8CO5	7.8	75	117
DR7.9CO5	7.9	75	117
DR8.0CO5	8	75	117
DR8.1CO5	8.1	75	117
DR8.2CO5	8.2	75	117
DR8.3CO5	8.3	75	117
DR8.4CO5	8.4	75	117
DR8.5CO5	8.5	75	117
DR8.6CO5	8.6	81	125
DR8.7CO5	8.7	81	125
DR8.8CO5	8.8	81	125
DR8.9CO5	8.9	81	125
DR9.0CO5	9	81	125
DR9.1CO5	9.1	81	125
DR9.2CO5	9.2	81	125
DR9.3CO5	9.3	81	125
DR9.4CO5	9.4	81	125
DR9.5CO5	9.5	81	125
DR9.6CO5	9.6	87	133
DR9.7CO5	9.7	87	133
DR9.8CO5	9.8	87	133
DR9.9CO5	9.9	87	133
DR10.0CO5	10	87	133
DR10.1CO5	10.1	87	133
DR10.2CO5	10.2	87	133
DR10.3CO5	10.3	87	133
DR10.4CO5	10.4	87	133
DR10.5CO5	10.5	87	133
DR10.6CO5	10.6	87	133
DR10.7CO5	10.7	94	142
DR10.8CO5	10.8	94	142
DR10.9CO5	10.9	94	142
DR11.0CO5	11	94	142
DR11.1CO5	11.1	94	142
DR11.2CO5	11.2	94	142
DR11.3CO5	11.3	94	142
DR11.4CO5	11.4	94	142
DR11.5CO5	11.5	94	142
DR11.6CO5	11.6	94	142
DR11.7CO5	11.7	94	142
DR11.8CO5	11.8	94	142
DR11.9CO5	11.9	101	151
DR12.0CO5	12	101	151
DR12.1CO5	12.1	101	151
DR12.2CO5	12.2	101	151
DR12.3CO5	12.3	101	151
DR12.4CO5	12.4	101	151
DR12.5CO5	12.5	101	151
DR12.6CO5	12.6	101	151
DR12.7CO5	12.7	101	151
DR12.8CO5	12.8	101	151
DR12.9CO5	12.9	101	151
DR13.0CO5	13	101	151



Carbide Jobber Drills			
			
Stock Code	Ø mm	Flute Length mm	Overall Length mm
CDR1.0	1	12	34
CDR1.1	1.1	14	36
CDR1.2	1.2	16	38
CDR1.3	1.3	16	38
CDR1.4	1.4	18	40
CDR1.5	1.5	18	40
CDR1.6	1.6	20	43
CDR1.7	1.7	20	43
CDR1.8	1.8	22	46
CDR1.9	1.9	22	46
CDR2.0	2	24	49
CDR2.1	2.1	24	49
CDR2.2	2.2	27	53
CDR2.3	2.3	27	53
CDR2.4	2.4	30	57
CDR2.5	2.5	30	57
CDR2.6	2.6	30	57
CDR2.7	2.7	33	61
CDR2.8	2.8	33	61
CDR2.9	2.9	33	61
CDR3.0	3	33	61
CDR3.1	3.1	36	65
CDR3.2	3.2	36	65
CDR3.3	3.3	36	65
CDR3.4	3.4	39	70
CDR3.5	3.5	39	70
CDR3.6	3.6	39	70
CDR3.7	3.7	39	70
CDR3.8	3.8	43	75
CDR3.9	3.9	43	75
CDR4.0	4	43	75
CDR4.1	4.1	43	75
CDR4.2	4.2	43	75
CDR4.3	4.3	47	80
CDR4.4	4.4	47	80
CDR4.5	4.5	47	80
CDR4.6	4.6	47	80
CDR4.7	4.7	47	80
CDR4.8	4.8	52	86
CDR4.9	4.9	52	86
CDR5.0	5	52	86
CDR5.1	5.1	52	86
CDR5.2	5.2	52	86
CDR5.3	5.3	52	86
CDR5.4	5.4	57	93
CDR5.5	5.5	57	93
CDR5.6	5.6	57	93
CDR5.7	5.7	57	93
CDR5.8	5.8	57	93
CDR5.9	5.9	57	93
CDR6.0	6	57	93
CDR6.1	6.1	63	101
CDR6.2	6.2	63	101
CDR6.3	6.3	63	101
CDR6.4	6.4	63	101
CDR6.5	6.5	63	101
CDR6.8	6.8	69	109
CDR7.0	7	69	109
CDR7.5	7.5	69	109

Stock Code	Ø mm	Flute Length mm	Overall Length mm
CDR8.0	8	75	117
CDR8.5	8.5	75	117
CDR9.0	9	81	125
CDR9.5	9.5	81	125
CDR10	10	87	133
CDR10.2	10.2	87	133
CDR10.5	10.5	87	133
CDR11.0	11	94	142
CDR11.5	11.5	94	142
CDR12.0	12	101	151
CDR13.0	13	101	151

Carbide Stub Drills			
			
Stock Code	Ø	Flute Length mm	Overall Length mm
CSDR3.0	3	16	46
CSDR3.2	3.2	18	49
CSDR3.3	3.3	18	49
CSDR3.5	3.5	20	52
CSDR3.8	3.8	22	55
CSDR4.0	4	22	55
CSDR4.2	4.2	22	55
CSDR4.3	4.3	24	58
CSDR4.5	4.5	24	58
CSDR4.7	4.7	24	58
CSDR5.0	5	26	62
CSDR5.3	5.3	26	62
CSDR5.4	5.4	28	66
CSDR5.7	5.7	28	66
CSDR6.0	6	28	66
CSDR6.2	6.2	31	70
CSDR6.5	6.5	31	70
CSDR6.8	6.8	34	74
CSDR7.0	7	34	74
CSDR8.0	8	37	79
CSDR8.2	8.2	37	79
CSDR8.5	8.5	37	79
CSDR9.0	9	40	84
CSDR9.5	9.5	40	84
CSDR10.0	10	43	89
CSDR10.2	10.2	43	89
CSDR10.5	10.5	43	89
CSDR11.5	11.5	47	95
CSDR12.0	12	51	102
CSDR13.0	13	51	102

Carbide Coated Drills available on request


3xD , 5xD , 8-10xD



Carbide Drills with coolant hole available on request






HSS Jobber Drills Morse Taper Shank			
			
Stock Code	Ø mm	Flute Length mm	Overall Length mm
DR6MTS	6	57	138
DR6.5MTS	6.5	63	150
DR7MTS	7	69	150
DR7.5MTS	7.5	69	150
DR8MTS	8	75	156
DR8.5MTS	8.5	75	156
DR9MTS	9	81	162
DR9.5MTS	9.5	81	162
DR10MTS	10	87	168
DR10.5MTS	10.5	87	168
DR11MTS	11	94	175
DR11.5MTS	11.5	94	175
DR12MTS	12	101	182
DR12.5MTS	12.5	101	182
DR13MTS	13	101	182
DR13.5MTS	13.5	108	189
DR14MTS	14	108	189
DR14.5MTS	14.5	114	212
DR15MTS	15	114	212
DR15.5MTS	15.5	120	218
DR16MTS	16	120	218
DR16.5MTS	16.5	125	223
DR17MTS	17	125	223
DR17.5MTS	17.5	130	228
DR18MTS	18	130	228
DR18.5MTS	18.5	135	233
DR19MTS	19	135	233
DR19.5MTS	19.5	140	238
DR20MTS	20	140	238
DR20.5MTS	20.5	145	243
DR21MTS	21	145	243
DR21.5MTS	21.5	150	248
DR22MTS	22	150	248
DR22.5MTS	22.5	155	253
DR23MTS	23	155	253
DR23.5MTS	23.5	155	276
DR24MTS	24	160	281
DR24.5MTS	24.5	160	281
DR25MTS	25	160	281
DR25.5MTS	25.5	165	286
DR26MTS	26	165	286
DR26.5MTS	26.5	165	286
DR27MTS	27	170	291
DR27.5MTS	27.5	170	291
DR28MTS	28	170	291
DR28.5MTS	28.5	175	296
DR29MTS	29	175	296
DR29.5MTS	29.5	175	296
DR30MTS	30	175	296
DR30.5MTS	30.5	180	301
DR31MTS	31	180	301
DR31.5MTS	31.5	180	301
DR32MTS	32	185	334
DR32.5MTS	32.5	185	334
DR33MTS	33	185	334
DR33.5MTS	33.5	185	334
DR34MTS	34	190	339
DR34.5MTS	34.5	190	339
DR35MTS	35	190	339
DR35.5MTS	35.5	190	339

Stock Code	Ø mm	Flute Length mm	Overall Length mm
DR36MTS	36	195	344
DR36.5MTS	36.5	195	344
DR37MTS	37	195	344
DR37.5MTS	37.5	195	344
DR38MTS	38	200	349
DR38.5MTS	38.5	200	349
DR39MTS	39	200	349
DR39.5MTS	39.5	200	349
DR40MTS	40	200	349
DR40.5MTS	40.5	205	354
DR41MTS	41	205	354
DR41.5MTS	41.5	205	354
DR42MTS	42	205	354
DR42.5MTS	42.5	205	354
DR43MTS	43	210	359
DR43.5MTS	43.5	210	359
DR44MTS	44	210	359
DR44.5MTS	44.5	210	359
DR45MTS	45	210	359
DR45.5MTS	45.5	215	364
DR46MTS	46	215	364
DR46.5MTS	46.5	215	364
DR47MTS	47	215	364
DR47.5MTS	47.5	215	364
DR48MTS	48	220	369
DR48.5MTS	48.5	220	369
DR49MTS	49	220	369
DR49.5MTS	49.5	220	369
DR50MTS	50	220	369

Various sizes above 50mm+ available on request

Long series & Cobalt available on request


Drill Sets			
			
Stock Code	Ø Range	Nr of Pieces	Increments
DRS1-13X0.5HSS	1-13	25	0.5
DRS1-10X1HSS	1-10	10	1
DRS1-6X0.1HSS	1-6	51	0.1
DRS6-10X0.1HSS	6-10	41	0.1
DRS1-10COX0.1*	1-10	92	0.1
DRS1-13COX0.5*	1-13	25	0.5
DRS1-13CARX0.5#	1-13	25	0.5


* Cobalt - Co5


Carbide

Spotting Drills 90° & 120° Available	
	




Annular Cutters 25mm Long (Sluggers)			
			
	Stock Code	Ø mm	Length mm
	RBS12	12	25
	RBS13	13	25
	RBS14	14	25
	RBS15	15	25
	RBS16	16	25
	RBS17	17	25
	RBS18	18	25
	RBS19	19	25
	RBS20	20	25
	RBS21	21	25
	RBS22	22	25
	RBS23	23	25
	RBS24	24	25
	RBS25	25	25
	RBS26	26	25
	RBS27	27	25
	RBS28	28	25
	RBS29	29	25
	RBS30	30	25
	RBS31	31	25
	RBS32	32	25
	RBS33	33	25
	RBS34	34	25
	RBS35	35	25
	RBS36	36	25
	RBS37	37	25
	RBS38	38	25
	RBS39	39	25
	RBS40	40	25
	RBS41	41	25
	RBS42	42	25
	RBS43	43	25
	RBS44	44	25
	RBS45	45	25
	RBS46	46	25
	RBS47	47	25
	RBS48	48	25
	RBS49	49	25
	RBS50	50	25
	RBS51	51	25
	RBS52	52	25
	RBS53	53	25
	RBS54	54	25
	RBS55	55	25
	RBS56	56	25
	RBS57	57	25
	RBS58	58	25
	RBS59	59	25
	RBS60	60	25


Annular Cutters 50mm Long (Sluggers)			
			
	Stock Code	Ø mm	Length mm
	RBL12	12	50
	RBL13	13	50
	RBL14	14	50
	RBL15	15	50
	RBL16	16	50
	RBL17	17	50
	RBL18	18	50
	RBL19	19	50
	RBL20	20	50
	RBL21	21	50
	RBL22	22	50
	RBL23	23	50
	RBL24	24	50
	RBL25	25	50
	RBL26	26	50
	RBL27	27	50
	RBL28	28	50
	RBL29	29	50
	RBL30	30	50
	RBL31	31	50
	RBL32	32	50
	RBL33	33	50
	RBL34	34	50
	RBL35	35	50
	RBL36	36	50
	RBL37	37	50
	RBL38	38	50
	RBL39	39	50
	RBL40	40	50
	RBL41	41	50
	RBL42	42	50
	RBL43	43	50
	RBL44	44	50
	RBL45	45	50
	RBL46	46	50
	RBL47	47	50
	RBL48	48	50
	RBL49	49	50
	RBL50	50	50
	RBL51	51	50
	RBL52	52	50
	RBL53	53	50
	RBL54	54	50
	RBL55	55	50
	RBL56	56	50
	RBL57	57	50
	RBL58	58	50
	RBL59	59	50
	RBL60	60	50

Pilot Pin Short			
			
	Stock Code	Ø mm	Length mm
	PPS		6.3x79

Pilot Pin Long			
			
	Stock Code	Ø mm	Length mm
	PPL		6.3x102





TCT Annular Cutters 40mm Long (Sluggers)			
			
	Stock Code	Ø mm	Length mm
	TCTRBS12	12	40
	TCTRBS13	13	40
	TCTRBS14	14	40
	TCTRBS15	15	40
	TCTRBS16	16	40
	TCTRBS17	17	40
	TCTRBS18	18	40
	TCTRBS19	19	40
	TCTRBS20	20	40
	TCTRBS21	21	40
	TCTRBS22	22	40
	TCTRBS23	23	40
	TCTRBS24	24	40
	TCTRBS25	25	40
	TCTRBS26	26	40
	TCTRBS27	27	40
	TCTRBS28	28	40
	TCTRBS29	29	40
	TCTRBS30	30	40
	TCTRBS31	31	40
	TCTRBS32	32	40
	TCTRBS33	33	40
	TCTRBS34	34	40
	TCTRBS35	35	40
	TCTRBS36	36	40
	TCTRBS37	37	40
	TCTRBS38	38	40
	TCTRBS39	39	40
	TCTRBS40	40	40
	TCTRBS41	41	40
	TCTRBS42	42	40
	TCTRBS43	43	40
	TCTRBS44	44	40
	TCTRBS45	45	40
	TCTRBS46	46	40
	TCTRBS47	47	40
	TCTRBS48	48	40
	TCTRBS49	49	40
	TCTRBS50	50	40

TCT Annular Cutters 55mm Long (Sluggers)			
			
	Stock Code	Ø mm	Length mm
	TCTRBL12	12	55
	TCTRBL13	13	55
	TCTRBL14	14	55
	TCTRBL15	15	55
	TCTRBL16	16	55
	TCTRBL17	17	55
	TCTRBL18	18	55
	TCTRBL19	19	55
	TCTRBL20	20	55
	TCTRBL21	21	55
	TCTRBL22	22	55
	TCTRBL23	23	55
	TCTRBL24	24	55
	TCTRBL25	25	55
	TCTRBL26	26	55
	TCTRBL27	27	55
	TCTRBL28	28	55
	TCTRBL29	29	55
	TCTRBL30	30	55
	TCTRBL31	31	55
	TCTRBL32	32	55
	TCTRBL33	33	55
	TCTRBL34	34	55
	TCTRBL35	35	55
	TCTRBL36	36	55
	TCTRBL37	37	55
	TCTRBL38	38	55
	TCTRBL39	39	55
	TCTRBL40	40	55
	TCTRBL41	41	55
	TCTRBL42	42	55
	TCTRBL43	43	55
	TCTRBL44	44	55
	TCTRBL45	45	55
	TCTRBL46	46	55
	TCTRBL47	47	55
	TCTRBL48	48	55
	TCTRBL49	49	55
	TCTRBL50	50	55


Various Sizes above 50mm+ available on request


80 & 110mm Long Sluggers available on request


Pilot Pin For TCT Short			
			
	Stock Code	Ø mm	Length mm
	PPSTC12-17	12-17	6.34x90
	PPSTC18-50	18-50	7.98x90


Pilot Pin For TCT Long			
			
	Stock Code	Ø mm	Length mm
	PPLTC12-17	12-17	6.34x105
	PPLTC18-50	18-50	7.98x105



3 Flute Countersink 90° Straight Shank			
			
Stock Code	Ø mm	Shank	
3CSK906.3x5S	6.3	5	
3CSK908x6S	8	6	
3CSK9010x6S	10	6	
3CSK9012.5x8S	12.5	8	
3CSK9016x10S	16	10	
3CSK9020x10S	20	10	
3CSK9025x10S	25	10	
3CSK9030x12S	30	12	


3 Flute Countersink 90° Morse Taper Shank			
			
Stock Code	Ø mm	Shank	
3CSK9016MTS	16	MT1	
3CSK9020MTS	20	MT2	
3CSK9025MTS	25	MT2	
3CSK9031.75MTS	31.75	MT2	
3CSK9040MTS	40	MT3	
3CSK9050MTS	50	MT3	

3 Flute Countersink 60° Straight Shank			
			
Stock Code	Ø mm	Shank	
3CSK606.3x5S	6.3	5	
3CSK608x6S	8	6	
3CSK6010x6S	10	6	
3CSK6012.5x8S	12.5	8	
3CSK6016x10S	16	10	
3CSK6020x10S	20	10	
3CSK6025x10S	25	10	
3CSK6030x10S	30	12	

3 Flute Countersink 60° Morse Taper Shank			
			
Stock Code	Ø mm	Shank	
3CSK6016MTS	16	MT1	
3CSK6020MTS	20	MT2	
3CSK6025MTS	25	MT2	
3CSK6031.75MTS	31.75	MT2	
3CSK6040MTS	40	MT3	
3CSK6050MTS	50	MT3	


3 Flute Countersink 90° 19mm Weldon Shank			
			
Stock Code	Ø mm	Shank	
3CSK9030WS	30	19mm	
3CSK9040WS	40	19mm	
3CSK9050WS	50	19mm	
3CSK9055WS	55	19mm	


Counter Bores			
			
Stock Code	To Suit Capscrew	Pilot D1	Ø D2
CBM3	M3	3.2	6
CBM3.5	M3.5	3.7	6.5
CBM4	M4	4.3	8
CBM5	M5	5.3	10
CBM6	M6	6.4	11
CBM8	M8	8.4	15
CBM10	M10	10.5	18
CBM12	M12	13	20
CBM14	M14	15	24
CBM16	M14	17	26
CBM18	M18	19	30
CBM20	M20	21	33


Step Drills			
			
Stock Code	Size	Step	
STEP4-12	4-12mm	1mm	
STEP4-12(2)	4-12mm	2mm	
STEP4-22(2)	4-22mm	2mm	
STEP5-35(2-3)	5-35mm	2-3mm	
STEP4-22(F)	4-22mm	2mm	
STEP3-35(F)	3-35mm	2-3mm	



Hand Reamers			
			
Stock Code	Ø mm	Flute Length mm	Overall Length mm
HR1.5	1.5	20	41
HR2	2	25	50
HR2.5	2.5	29	58
HR3	3	31	62
HR3.5	3.5	35	71
HR4	4	38	76
HR4.5	4.5	41	81
HR5	5	44	87
HR6	6	47	93
HR7	7	54	107
HR8	8	58	115
HR9	9	62	124
HR10	10	66	133
HR11	11	71	142
HR12	12	76	152
HR13	13	76	152
HR14	14	81	163
HR15	15	81	163
HR16	16	87	175
HR17	17	87	175
HR18	18	93	188
HR19	19	93	188
HR20	20	100	201
HR21	21	100	201
HR22	22	107	215
HR23	23	107	215
HR24	24	115	231
HR25	25	115	231


Machine Chucking Reamers Straight Shank			
			
Stock Code	Ø mm	Flute Length mm	Overall Length mm
MR2	2	11	49
MR2.4	2.4	14	57
MR2.5	2.5	14	57
MR2.6	2.6	14	57
MR2.7	2.7	15	61
MR2.8	2.8	15	61
MR3	3	15	61
MR3.1	3.1	16	65
MR3.2	3.2	16	65
MR3.4	3.4	18	70
MR3.5	3.5	18	70
MR3.6	3.6	18	70
MR3.8	3.8	19	75
MR4	4	19	75
MR4.1	4.1	19	75
MR4.2	4.2	19	75
MR4.3	4.3	21	80
MR4.4	4.4	21	80
MR4.5	4.5	21	80
MR4.8	4.8	23	86
MR4.9	4.9	23	86
MR5	5	23	86
MR6	6	26	93
MR7	7	31	109
MR8	8	33	117
MR9	9	36	125
MR10	10	38	133
MR11	11	41	142
MR12	12	44	151
MR13	13	44	151
MR14	14	47	160
MR15	15	50	162
MR16	16	59	170


Taper Bridge Reamers			
			
Stock Code	Ø mm	Flute Length mm	Overall Length mm
BR14	14	115	209
BR16	16	135	229
BR17	17	135	251
BR18	18	145	261
BR20	20	155	271
BR21	21	155	271
BR22	22	165	281
BR23	23	165	281
BR24	24	180	296
BR25	25	180	296
BR26	26	180	296
BR28	28	195	311
BR30	30	210	311
BR32	32	210	354


Machine Chucking Reamers Morse Taper Shank			
			
Stock Code	Ø mm	Flute Length mm	Overall Length mm
MR6MT	6	26	138
MR8MT	8	33	156
MR10MT	10	38	168
MR12MT	12	44	182
MR13MT	13	44	182
MR14MT	14	47	189
MR15MT	15	50	204
MR16MT	16	52	210
MR18MT	18	56	219
MR20MT	20	60	228
MR24MT	24	68	268
MR32MT	32	77	317


Adjustable Hand Reamers			
			
Various Sizes from 7 - 54mm available on request			




Hand Taps Metric - Set of 3			
			
Stock Code		Ø mm	Pitch
HTM2		2	0.4
HTM3		3	0.5
HTM4		4	0.7
HTM5		5	0.8
HTM6		6	1
HTM7		7	1
HTM8		8	1.25
HTM9		9	1.25
HTM10		10	1.5
HTM11		11	1.5
HTM12		12	1.75
HTM14		14	2
HTM16		16	2
HTM18		18	2.5
HTM20		20	2.5
HTM22		22	2.5
HTM24		24	3
HTM27		27	3
HTM30		30	3.5
HTM33		33	3.5
HTM36		36	4
HTM42		42	4.5

Hand Taps UNC - Set of 3			
			
Stock Code		Ø mm	TPI
HTUNC2X56		2	56
HTUNC3X48		3	48
HTUNC4X40		4	40
HTUNC5X40		5	40
HTUNC6X32		6	32
HTUNC8X32		8	32
HTUNC10X24		10	24
HTUNC12X24		12	24
HTUNC1/4X20		1/4	20
HTUNC5/16X18		5/16	18
HTUNC3/8X16		3/8	16
HTUNC7/16X14		7/16	14
HTUNC1/2X13		1/2	13
HTUNC9/16X12		9/16	12
HTUNC5/8X11		5/8	11
HTUNC3/4X10		3/4	10
HTUNC7/8X9		7/8	9
HTUNC1X8		1	8

Hand Taps Metric Fine - Set of 2			
			
Stock Code		Ø mm	Pitch
HTMF5X0.5		5	0.5
HTMF6X0.75		6	0.75
HTMF8X0.75		8	0.75
HTMF8X1		8	1
HTMF10X1		10	1
HTMF10X1.25		10	1.25
HTMF12X1		12	1
HTMF12X1.5		12	1.5
HTMF14X1		14	1
HTMF14X1.25		14	1.25
HTMF14X1.5		14	1.5
HTMF16X1		16	1
HTMF16X1.5		16	1.5
HTMF18X1		18	1
HTMF18X1.5		18	1.5
HTMF20X1		20	1


Hand Taps UNF - Set of 2			
			
Stock Code		Ø mm	TPI
HTUNF4X48		4	48
HTUNF5X44		5	44
HTUNF6X40		6	40
HTUNF8X36		8	36
HTUNF10X32		10	32
HTUNF12X28		12	28
HTUNF1/4X28		1/4	28
HTUNF5/16X24		5/16	24
HTUNF3/8X24		3/8	24
HTUNF7/16X20		7/16	20
HTUNF1/2X20		1/2	20
HTUNF9/16X18		9/16	18
HTUNF5/8X18		5/8	18
HTUNF3/4X16		3/4	16
HTUNF7/8X14		7/8	14
HTUNF1X12		1	12


Hand Taps BSP - Set of 2			
			
Stock Code		Ø mm	TPI
HTBSP1/8		1/8	28
HTBSP1/4		1/4	19
HTBSP3/8		3/8	19
HTBSP1/2		1/2	14
HTBSP3/4		3/4	14
HTBSP1		1	11


Hand Taps BSW - Set of 3			
			
Stock Code		Ø mm	TPI
HTBSW1/8		1/8	40
HTBSW3/16		3/16	24
HTBSW1/4		1/4	20
HTBSW5/16		5/16	18
HTBSW3/8		3/8	16
HTBSW7/16		7/16	14
HTBSW1/2		1/2	12
HTBSW5/8		5/8	11
HTBSW3/4		3/4	10
HTBSW1		1	8


BSF, BSPT, BSW,BSP, NPS, NPT available on request




Spiral Point Machine Taps Metric			
			
Stock Code		Ø mm	Pitch
SPM2		2	0.4
SPM2.5		2.5	0.45
SPM3		3	0.5
SPM3.5		3.5	0.6
SPM4		4	0.7
SPM5		5	0.8
SPM6		6	1
SPM7		7	1
SPM8		8	1.25
SPM9		9	1.25
SPM10		10	1.5
SPM11		11	1.5
SPM12		12	1.75
SPM14		14	2
SPM16		16	2
SPM18		18	2.5
SPM20		20	2.5
SPM22		22	2.5
SPM24		24	3
SPM27		27	3
SPM30		30	3.5
SPM33		33	3.5
SPM36		36	4

Spiral Point Machine Taps UNC			
			
Stock Code		Ø mm	TPI
SPMUNC6X32		6	32
SPMUNC8X32		8	32
SPMUNC10X24		10	24
SPMUNC12X24		12	24
SPMUNC1/4X20		1/4	20
SPMUNC5/16X18		5/16	18
SPMUNC3/8X16		3/8	16
SPMUNC7/16X14		7/16	14
SPMUNC1/2X13		1/2	13
SPMUNC9/16X12		9/16	12
SPMUNC5/8X11		5/8	11
SPMUNC3/4X10		3/4	10
SPMUNC7/8X9		7/8	9
SPMUNC1X8		1	8

Spiral Point Machine Taps Metric Fine			
			
Stock Code		Ø mm	Pitch
SPMF5X0.5		5	0.5
SPMF6X0.75		6	0.75
SPMF8X0.75		8	0.75
SPMF8X1		8	1
SPMF10X1		10	1
SPMF10X1.25		10	1.25
SPMF12X1		12	1
SPMF12X1.25		12	1.25
SPMF14X1		14	1
SPMF14X1.25		14	1.25
SPMF14X1.5		14	1.5
SPMF16X1		16	1
SPMF16X1.5		16	1.5
SPMF18X1		18	1
SPMF18X1.5		18	1.5
SPMF20X1		20	1
SPMF20X1.5		20	1.5
SPMF22X1		22	1
SPMF22X1.5		22	1.5
SPMF24X1.5		24	1.5
SPMF24X2		24	2

Spiral Point Machine Taps UNF			
			
Stock Code		Ø mm	TPI
SPMUNF6X40		6	40
SPMUNF8X36		8	36
SPMUNF10X32		10	32
SPMUNF12X28		12	28
SPMUNF1/4X28		1/4	28
SPMUNF5/16X24		5/16	24
SPMUNF3/8X24		3/8	24
SPMUNF7/16X20		7/16	20
SPMUNF1/2X20		1/2	20
SPMUNF9/16X18		9/16	18
SPMUNF5/8X18		5/8	18
SPMUNF3/4X16		3/4	16
SPMUNF7/8X17		7/8	17
SPMUNF1X12		1	12

Spiral Point Machine Taps Combo			
			
Stock Code		Ø mm	TPI
SPM3COMBO		3	0.5
SPM4COMBO		4	0.7
SPM5COMBO		5	0.8
SPM6COMBO		6	1
SPM8COMBO		8	1.25
SPM10COMBO		10	1.5
SPM12COMBO		12	1.75
SPM14COMBO		14	2
SPM16COMBO		16	2
SPM18COMBO		18	2.5
SPM20COMBO		20	2.5
SPM22COMBO		22	2.5
SPM24COMBO		24	3

UNEF, BSF, BSPT,BSW,BSP, NPS, available on request



Spiral Point Machine Taps Yellow Band (Soft)



Stock Code	Ø mm	TPI
SPM3Y	3	0.5
SPM4Y	4	0.7
SPM5Y	5	0.8
SPM6Y	6	1
SPM8Y	8	1.25
SPM10Y	10	1.5
SPM12Y	12	1.75
SPM14Y	14	2
SPM16Y	16	2
SPM18Y	18	2.5
SPM20Y	20	2.5
SPM22Y	22	2.5
SPM24Y	24	3

Spiral Point Machine Taps Blue Band (Tough)



Stock Code	Ø mm	TPI
SPM3B	3	0.5
SPM4B	4	0.7
SPM5B	5	0.8
SPM6B	6	1
SPM8B	8	1.25
SPM10B	10	1.5
SPM12B	12	1.75
SPM14B	14	2
SPM16B	16	2
SPM18B	18	2.5
SPM20B	20	2.5
SPM22B	22	2.5
SPM24B	24	3

Spiral Point Machine Taps Red Band (High)



Stock Code	Ø mm	TPI
SPM3R	3	0.5
SPM4R	4	0.7
SPM5R	5	0.8
SPM6R	6	1
SPM8R	8	1.25
SPM10R	10	1.5
SPM12R	12	1.75
SPM14R	14	2
SPM16R	16	2
SPM18R	18	2.5
SPM20R	20	2.5
SPM22R	22	2.5
SPM24R	24	3

Spiral Flute Machine Taps Metric



Stock Code	Ø mm	Pitch
SFM2	2	0.4
SFM2.5	2.5	0.45
SFM3	3	0.5
SFM4	4	0.7
SFM5	5	0.8
SFM6	6	1
SFM8	8	1.25
SFM10	10	1.5
SFM12	12	1.75
SFM16	16	2
SFM20	20	2.5
SFM22	22	2.5
SFM24	24	3
SFM27	27	3
SFM33	33	3.5
SFM36	36	4

Spiral Flute Machine Taps Combo



Stock Code	Ø mm	Pitch
SFM2COMBO	2	0.4
SFM2.5COMBO	2.5	0.45
SFM3COMBO	3	0.5
SFM4COMBO	4	0.7
SFM5COMBO	5	0.8
SFM6COMBO	6	1
SFM8COMBO	8	1.25
SFM10COMBO	10	1.5
SFM12COMBO	12	1.75
SFM16COMBO	16	2
SFM18COMBO	18	2.5
SFM20COMBO	20	2.5

Tap Wrenches




Stock Code	Range	Length
TW108	M1-M8	125
TW110	M1-M10	180
TW112	M1-M12	200
TW415	M4-M15	280
TW520	M5-M20	375
TW927	M9-M27	500
TW1327	M13-M27	750

Tap Wrenches With Ratchet




Stock Code	Range	Length
TWR310	M3-M10	85
TW512	M5-M12	100




Die Nuts Hex Metric			
			
Stock Code		Ø mm	Pitch
DNM3H		M3	0.5
DNM4H		M4	0.7
DNM5H		M5	0.8
DNM6H		M6	1
DNM8H		M8	1.25
DNM10H		M10	1.5
DNM12H		M12	1.75
DNM14H		M14	2
DNM16H		M16	2
DNM18H		M18	2.5
DNM20H		M20	2.5


UNC, UNF, MF available on request

Die Nuts Round Metric			
			
Stock Code		Ø mm	Pitch
DNM2R		M2	0.4
DNM3R		M3	0.5
DNM4R		M4	0.7
DNM5R		M5	0.8
DNM6R		M6	1
DNM7R		M7	1
DNM8R		M8	1.25
DNM10R		M10	1.5
DNM12R		M12	1.75
DNM14R		M14	2
DNM16R		M16	2
DNM18R		M18	2.5
DNM20R		M20	2.5


UNC, UNF, MF available on request


Tap & Die Sets			
			
Stock Code		Range	Pieces
TDMSETM3-12		M3-12	32
TDMSETM3-20		M3-20	54
TDMSETM6-24		M6-24	32


Die Holders			
			
Stock Code		Size	
DH16		16x140	
DH20		20x180	
DH25		25x220	
DH30		30x280	
DH38		38x330	
DH45		45x400	
DH55		55x480	
DH65		65x560	


Machine Tap & Drill Sets			
			
	Stock Code	Taps	Drills
Spiral Point	SPM&DSET	M3,4,5,6,8,	2.5,3.3,4.2,5,
		10,12	6.8,8.5,10.2
Spiral Flute	SFM&DSET	M3,4,5,6,8,	2.5,3.3,4.2,5,
		10,12	6.8,8.5,10.2





Cylinder Shape Without End Cut			
			
Stock Code	Head \varnothing mm	Head Length mm	Shank
A3x12x3	3	12	3
A6x12x3	6	12	3
A6x16x6	6	16	6
A8x20x8	8	20	6
A10x20x6	10	20	6
A12x25x6	12	25	6
A16x25x6	16	25	6


Cylinder Shape With End Cut			
			
Stock Code	Head \varnothing mm	Head Length mm	Shank
B3x12x3	3	12	3
B6x16x6	6	16	6
B8x20x6	8	20	6
B10x20x6	10	20	6
B12x25x6	12	25	6
B16x25x6	16	25	6


Ball Nose Cylinder Shape			
			
Stock Code	Head \varnothing mm	Head Length mm	Shank
C2x6x3	2	6	3
C6x12x3	6	12	3
C6x16x6	6	16	6
C8x20x6	8	20	6
C10x20x6	10	20	6
C12x25x6	12	25	6
C16x25x6	16	25	6


Ball Shape			
			
Stock Code	Head \varnothing mm	Head Length mm	Shank
D3x3x3	3	3	3
D6x6x3	6	6	3
D6x6x6	6	6	6
D8x8x6	8	8	6
D10x10x6	10	10	6
D12x12x6	12	12	6
D16x16x6	16	16	6

MC Shape (Countersink)			
			
Stock Code	Head \varnothing mm	Head Length mm	Shank
MC10x90°x8x6	10x90°	8	6
MC12x90°x10x6	12x90°	10	6
MC16x90°x12x6	16x90°	12	6
MC10x60°x10x6	10x60°	10	6
MC16x60°x16x6	16x60°	16	6


Ball Nose Tree Shape			
			
Stock Code	Head \varnothing mm	Head Length mm	Shank
F3x12x3	3	12	3
F6x12x3	6	12	3
F6x16x6	6	16	6
F10x20x6	10	20	6
F12x25x6	12	25	6
F16x25x6	16	25	6

Pointed Tree Shape			
			
Stock Code	Head \varnothing mm	Head Length mm	Shank
G3x12x3	3	12	3
G3x12x6	3	12	6
G6x16x6	6	16	6
G8x20x6	8	20	6
G10x20x6	10	20	6
G12x25x6	12	25	6
G16x25x6	16	25	6


Flame Shape			
			
Stock Code	Head \varnothing mm	Head Length mm	Shank
H8x20x6	8	20	6
H12x30x6	12	30	6

Ball Nose Cone Shape			
			
Stock Code	Head \varnothing mm	Head Length mm	Shank
L3x12x3	3	12	3
L6x18x6	6	18	6
L10x30x6	10	30	6
L12x30x6	12	30	6
L16x30x6	16	30	6





Slot Drills HSS-CO (2F)				
				
Stock Code	Ø mm	Flute Length mm	Overall Length mm	Shank Size
SD1.5	1.5	3	47	6
SD2	2	4	48	6
SD3	3	5	49	6
SD4	4	7	51	6
SD5	5	8	52	6
SD6	6	8	52	6
SD7	7	10	60	10
SD8	8	11	61	10
SD9	9	11	61	10
SD10	10	13	63	10
SD11	11	13	70	12
SD12	12	16	73	12
SD13	13	16	73	12
SD14	14	16	73	12
SD15	15	16	73	12
SD16	16	19	79	16
SD17	17	19	79	16
SD18	18	19	79	16
SD19	19	19	79	16
SD20	20	22	88	16
SD22	22	22	88	25
SD24	24	26	102	25
SD25	25	26	102	25
SD26	26	26	102	25
SD28	28	26	102	25
SD30	30	26	102	25
SD32	32	32	112	32

Available in TiAlN Coated

Slot Drills HSS-CO Long Series (2F)				
				
Stock Code	Ø mm	Flute Length mm	Overall Length mm	Shank Size
SD1.5LS	1.5	6	54	6
SD2LS	2	6	54	6
SD3LS	3	11	60	6
SD4LS	4	12	66	6
SD5LS	5	12	66	6
SD6LS	6	16	76	6
SD7LS	7	16	76	10
SD8LS	8	19	79	10
SD9LS	9	22	85	10
SD10LS	10	22	85	10
SD11LS	11	22	89	12
SD12LS	12	25	95	12
SD13LS	13	25	95	12
SD14LS	14	28	95	12
SD15LS	15	31	108	16
SD16LS	16	31	108	16
SD17LS	17	35	114	16
SD18LS	18	35	114	16
SD19LS	19	38	120	16
SD20LS	20	38	120	16
SD22LS	22	41	140	25
SD24LS	24	41	152	25
SD25LS	25	44	159	25
SD26LS	26	44	159	25
SD28LS	28	47	159	25
SD30LS	30	51	159	25
SD32LS	32	51	159	32

Available in TiAlN Coated

Carbide Slot Drills (2F)				
				
Stock Code	Ø mm	Flute Length mm	Overall Length mm	Shank Size
CSD1	1	3	39	3
CSD1.5(3)	1.5	5	39	3
CSD1.5	1.5	5	39	6
CSD2(3)	2	7	39	3
CSD2	2	7	39	6
CSD2.5(3)	2.5	7	39	3
CSD2.5	2.5	7	39	6
CSD3(3)	3	12	32	3
CSD3	3	12	40	6
CSD4	4	12	40	6
CSD5	5	14	50	5
CSD6	6	16	50	6
CSD8	8	20	60	8
CSD10	10	22	70	10
CSD12	12	25	76	12
CSD14	14	30	89	14
CSD16	16	25	75	16
CSD20	20	32	100	20

Carbide Coated Slot Drills K2 (2F)				
				
Stock Code	Ø mm	Flute Length mm	Overall Length mm	Shank Size
CSD1K2	1	3	40	3
CSD1.5K2(4)	1.5	4.5	40	4
CSD1.5K2	1.5	2.5	48	6
CSD2K2(2)	2	8	32	2
CSD2K2	2	4	48	6
CSD2.5K2	2.5	8	32	2.5
CSD3K2(3)	3	12	32	3
CSD3K2	3	12	32	6
CSD4K2(4)	4	12	40	4
CSD4K2	4	7	51	6
CSD5K2	5	14	50	5
CSD6K2	6	16	50	6
CSD8K2	8	20	60	8
CSD10K2	10	22	70	10
CSD12K2	12	22	70	12
CSD14K2	14	25	75	14
CSD16K2	16	25	75	16
CSD20K2	20	32	100	20



Carbide Slot Drills Long Series (2F)				
Stock Code	Ø mm	Flute Length mm	Overall Length mm	Shank Size
CSD3LS	3	19	57	3
CSD4LS	4	19	57	4
CSD5LS	5	25	64	5
CSD6LS	6	28	76	6
CSD8LS	8	29	76	8
CSD10LS	10	32	102	10
CSD12LS	12	51	102	12
CSD14LS	14	57	127	14
CSD16LS	16	57	127	16
CSD18LS	18	27	127	18
CSD20LS	20	57	127	20

Carbide Coated Slot Drills Long Series (2F)				
Stock Code	Ø mm	Flute Length mm	Overall Length mm	Shank Size
CSD3K2LS	3	19	57	3
CSD4K2LS	4	19	57	4
CSD5K2LS	5	25	64	5
CSD6K2LS	6	28	76	6
CSD8K2LS	8	29	76	8
CSD10K2LS	10	32	102	10
CSD12K2LS	12	51	102	12
CSD14K2LS	14	57	127	14
CSD16K2LS	16	57	127	16
CSD18K2LS	18	27	127	18
CSD20K2LS	20	57	127	20

Carbide Slot Drills ALU (2F)				
Stock Code	Ø mm	Flute Length mm	Overall Length mm	Shank Size
SD2ALU	2	7	38	3
SD3ALU	3	8	57	6
SD4ALU	4	11	57	6
SD5ALU	5	13	57	6
SD6ALU	6	13	57	6
SD8ALU	8	19	63	8
SD10ALU	10	22	72	10
SD12ALU	12	26	83	12
SD16ALU	16	32	92	16
SD20ALU	20	38	104	20

Single Flute ALU				
Stock Code	Ø mm	Flute Length mm	Overall Length mm	Shank Size
1F2ALU	2	8	50	3
1F3ALU	3	12	50	3
1F4ALU	4	15	60	4
1F5ALU	5	17	60	5
1F6ALU	6	20	65	6
1F8ALU	8	22	65	8
1F10ALU	10	25	75	10
1F12ALU	12	30	80	12


Ball Nose Slot Drills HSS-Co5				
Stock Code	Ø mm	Flute Length mm	Overall Length mm	Shank Size
BSD3	3	5	49	6
BSD4	4	7	51	6
BSD5	5	8	52	6
BSD6	6	8	52	6
BSD7	7	10	60	10
BSD8	8	11	61	10
BSD9	9	11	61	10
BSD10	10	13	63	10
BSD12	12	16	73	12
BSD13	13	16	73	12
BSD14	14	16	73	12
BSD15	15	16	73	12
BSD16	16	19	79	16
BSD17	17	19	79	16
BSD18	18	19	79	16
BSD20	20	22	82	20
BSD22	22	22	88	20
BSD25	25	26	102	25

Carbide Coated Ball Nose Slot Drills				
Stock Code	Ø mm	Flute Length mm	Overall Length mm	Shank Size
CBSD3K2	3	3	39	3
CBSD4K2	4	14	51	4
CBSD6K2	6	19	64	6
CBSD8K2	8	24	64	8
CBSD10K2	10	22	70	10
CBSD12K2	12	25	76	12
CBSD14K2	14	32	89	14


Carbide ALU Ball Noses				
Stock Code	Ø mm	Flute Length mm	Overall Length mm	Shank Size
BEM2ALU	2	3	60	6
BEM3ALU	3	4.5	60	6
BEM4ALU	4	6	65	6
BEM5ALU	5	7.5	65	6
BEM6ALU	6	9	75	6
BEM8ALU	8	12	75	8
BEM10ALU	10	15	80	10
BEM12ALU	12	18	90	12
BEM16ALU	16	24	100	16


**** Smaller size ball noses available****





End Mills HSS-CO (4F+)				
				
Stock Code	Ø mm	Flute Length mm	Overall Length mm	Shank Size
EM2	2	8	52	6
EM3	3	8	52	6
EM4	4	11	55	6
EM5	5	13	57	6
EM6	6	13	57	6
EM7	7	16	66	10
EM8	8	16	66	10
EM9	9	19	69	10
EM10	10	22	69	10
EM11	11	22	72	12
EM12	12	26	83	12
EM13	13	26	83	12
EM14	14	26	83	12
EM15	15	26	83	16
EM16	16	32	92	16
EM18	18	32	92	16
EM19	19	32	92	16
EM20	20	38	98	20
EM22	22	41	98	20
EM24	24	41	98	25
EM25	25	45	121	25
EM28	28	45	121	25
EM30	30	46	104	25
EM32	32	53	133	32

Available in TiAlN Coated


End Mills HSS-CO Threaded Shank Long Series (4F+)				
				
Stock Code	Ø mm	Flute Length mm	Overall Length mm	Shank Size
EM2LS	2	10	54	6
EM3LS	3	12	56	6
EM4LS	4	19	63	6
EM5LS	5	24	68	6
EM6LS	6	24	68	6
EM7LS	7	30	80	10
EM8LS	8	38	88	10
EM9LS	9	38	88	10
EM10LS	10	45	95	10
EM11LS	11	45	102	12
EM12LS	12	53	110	12
EM13LS	13	53	110	12
EM14LS	14	53	110	12
EM15LS	15	53	110	12
EM16LS	16	63	123	16
EM17LS	17	63	123	16
EM18LS	18	63	123	16
EM19LS	19	63	123	16
EM20LS	20	75	141	16
EM22LS	22	75	141	25
EM24LS	24	90	166	25
EM25LS	25	90	166	25
EM26LS	26	90	166	25
EM28LS	28	90	166	25
EM30LS	30	90	166	25
EM32LS	32	106	186	32


Carbide End Mills (4F+)				
				
Stock Code	Ø mm	Flute Length mm	Overall Length mm	Shank Size
CEM1	1	5	39	3
CEM1.5	1.5	5	39	3
CEM2	2	5	39	3
CEM2.5	2.5	7	39	3
CEM3	3	12	32	3
CEM4	4	14	40	4
CEM5	5	14	50	5
CEM6	6	16	50	6
CEM8	8	20	60	8
CEM10	10	22	70	10
CEM12	12	22	70	12
CEM14	14	25	75	14
CEM16	16	25	75	16
CEM20	20	32	100	20
CEM25	25	38	102	25

Carbide Coated End Mills (4F+)				
				
Stock Code	Ø mm	Flute Length mm	Overall Length mm	Shank Size
CEM1.5K2(3)	1.5	5	39	3
CEM2K2	2	4	50	6
CEM2.5K2	2.5	4	50	6
CEM2.5K2(3)	2.5	7	39	3
CEM3K2	3	5	50	6
CEM4K2	4	8	54	6
CEM5K2	5	9	54	6
CEM6K2	6	10	54	6
CEM8K2	8	12	58	8
CEM10K2	10	14	66	10
CEM12K2	12	16	73	12
CEM14K2	14	18	75	14
CEM16K2	16	22	82	16
CEM20K2	20	26	92	20


Carbide ALU End Mills (3F)				
				
Stock Code	Ø mm	Flute Length mm	Overall Length mm	Shank Size
EM3ALU	3	12	57	6
EM4ALU	4	15	57	6
EM5ALU	5	20	57	6
EM6ALU	6	20	65	6
EM8ALU	8	22	65	8
EM10ALU	10	25	70	10
EM12ALU	12	25	75	12
EM16ALU	16	35	90	16





Carbide End Mills Long Series (4F+)				
				
Stock Code	Ø mm	Flute Length mm	Overall Length mm	Shank Size
CEM3LS	3	19	57	3
CEM4LS	4	19	57	4
CEM5LS	5	25	64	5
CEM6LS	6	28	76	6
CEM8LS	8	29	76	8
CEM10LS	10	32	102	10
CEM12LS	12	51	102	12
CEM14LS	14	57	127	14
CEM16LS	16	57	127	16
CEM18LS	18	57	127	18
CEM20LS	20	57	127	20

Carbide Coated End Mills Long Series (4F+)				
				
Stock Code	Ø mm	Flute Length mm	Overall Length mm	Shank Size
CEM3K2LS	3	8	57	6
CEM4K2LS	4	11	57	6
CEM5K2LS	5	13	57	6
CEM6K2LS	6	13	57	6
CEM8K2LS	8	19	63	8
CEM10K2LS	10	22	72	10
CEM12K2LS	12	26	83	12
CEM14K2LS	14	26	83	14
CEM16K2LS	16	32	92	16
CEM18K2LS	18	32	92	18
CEM20K2LS	20	38	104	20


Extra long available on request


Multi Helix End Mills Carbide (4F)				
				
Stock Code	Ø mm	Flute Length mm	Overall Length mm	Shank Size
EM3V	3	7	54	6
EM4V	4	8	57	6
EM5V	5	10	57	6
EM6V	6	10	57	6
EM8V	8	12	63	8
EM10V	10	14	72	10
EM12V	12	16	83	12
EM16V	16	22	92	16
EM20V	20	26	104	20

Roughing ALU End Mills				
				
Stock Code	Ø mm	Flute Length mm	Overall Length mm	Shank Size
R6ALU	6	16	57	6
R8ALU	8	16	63	8
R10ALU	10	22	72	10
R12ALU	12	26	83	12
R16ALU	16	32	92	16
R20ALU	20	38	104	20


Roughing HSS End Mills HSS-CO Threaded Shank				
				
Stock Code	Ø mm	Flute Length mm	Overall Length mm	Shank Size
R6	6	13	57	6
R8	8	19	69	10
R10	10	22	72	10
R12	12	26	83	12
R14	14	26	83	12
R16	16	32	92	16
R18	18	32	92	16
R20	20	38	98	16
R22	22	38	104	25
R24	24	45	121	25
R26	26	45	121	25
R28	28	45	121	25
R30	30	45	121	25

Available in Fine Pitch & TiAlN Coated


Roughing HSS End Mills Long				
				
Stock Code	Ø mm	Flute Length mm	Overall Length mm	Shank Size
RL10	10	45	95	10
RL12	12	53	110	12
RL16	16	63	123	16
RL18	18	63	123	16
RL20	20	75	135	16


Roughing Carbide End Mills				
				
Stock Code	Ø mm	Flute Length mm	Overall Length mm	Shank Size
RC6	6	16	57	6
RC8	8	16	63	8
RC10	10	22	72	10
RC12	12	26	83	12
RC16	16	32	92	16
RC20	20	38	104	20




Corner Rounding Cutters				
				
Stock Code	Radius	Ø mm	Overall Length mm	Shank Size
CR2	2	10	60	10
CR4	4	12	60	12
CR6	6	20	67	16
CR8	8	24	73	16
CR10	10	28	85	25
CR12	12	34	90	25
CR14	14	42	90	25
CR16	16	48	90	25
CR20	20	60	115	32

Woodruff Cutters				
				
Stock Code	Ø mm	Width mm	Overall Length mm	Shank Size
W10.5X2	10.5	2	50	6
W13.5X4	13.5	4	56	8
W16.5X5	16.5	5	56	8
W19.5X6	19.5	6	63	8
W22.5X6	22.5	6	63	8
W25.5X8	25.5	8	63	10
W32.5X8	32.5	8	70	12
W32.5X10	32.5	10	70	12

Dovetail Cutters				
				
Stock Code	Ø mm	Angle °	Overall Length mm	Shank Size
DTC16X45	16	45°	60	12
DTC20X45	20	45°	63	12
DTC25X45	25	45°	67	16
DTC16X60	16	60°	60	12
DTC20X60	20	60°	63	12
DTC25X60	25	60°	67	16

Dovetail Cutters Inverted				
				
Stock Code	Ø mm	Angle °	Overall Length mm	Shank Size
IDTC45X16	16	45°	60	12
IDTC45X20	20	45°	63	12
IDTC45X25	25	45°	67	16
IDTC60X16	16	60°	60	12
IDTC60X20	20	60°	63	12
IDTC60X25	25	60°	67	16

HSS Slitting Saws				
				
Stock Code	Ø mm	Width mm	Bore mm	Nr of T (Z)
SS32x0.2x8x100Z	32	0.2	8	100
SS32x0.3x8x80Z	32	0.3	8	80
SS40x0.5x10x80Z	40	0.5	10	80
SS40x1.6x10x64Z	40	1.6	10	64
SS40x2x10x48Z	40	2	10	48
SS50x1x13x80Z	50	1	13	80
SS50x1.2x13x80Z	50	1.2	13	80
SS50x1.6x13x64Z	50	1.6	13	64
SS63x0.5x16x128Z	63	0.5	16	128
SS63x0.8x16x100Z	63	0.8	16	100
SS63x1x16x100Z	63	1	16	100
SS63x1.2x16x80Z	63	1.2	16	80
SS63x1.6x16x80Z	63	1.6	16	80
SS63x2x16x64Z	63	2	16	64
SS63x2.5x16x64Z	63	2.5	16	64
SS63x3x16x64Z	63	3	16	64
SS80x0.8x22x128Z	80	0.8	22	128
SS80x1x22x100Z	80	1	22	100
SS80x1.2x22x100Z	80	1.2	22	100
SS80x1.6x22x100Z	80	1.6	22	100
SS80x2x22x80Z	80	2	22	80
SS80x2.5x22x80Z	80	2.5	22	80
SS80x3x22x80Z	80	3	22	80
SS80x4x22x64Z	80	4	22	64
SS80x5x22x64Z	80	5	22	64
SS100x0.8x22x128Z	100	0.8	22	128
SS100x1x22x128Z	100	1	22	128
SS100x1.2x22x128Z	100	1.2	22	128
SS100x1.6x22x100Z	100	1.6	22	100
SS100x2x22x100Z	100	2	22	100
SS100x2.5x22x100Z	100	2.5	22	100
SS100x3x22x80Z	100	3	22	80
SS100x4x22x80Z	100	4	22	80
SS100x5x22x80Z	100	5	22	80
SS100x6x22x64Z	100	6	22	64
SS125x0.8x22x160Z	125	0.8	22	160
SS125x1x22x160Z	125	1	22	160
SS125x1.2x22x128Z	125	1.2	22	128
SS125x1.6x22x128Z	125	1.6	22	128
SS125x2x22x128Z	125	2	22	128
SS125x2.5x22x100Z	125	2.5	22	100
SS125x3x22x100Z	125	3	22	100
SS125x4x22x100Z	125	4	22	100
SS125x5x22x80Z	125	5	22	80
SS160x1x32x160Z	160	1	32	160
SS160x1.2x32x160Z	160	1.2	32	160
SS160x1.6x32x160Z	160	1.6	32	160
SS160x2x32x128Z	160	2	32	128
SS160x2.5x32x128Z	160	2.5	32	128
SS160x3x32x128Z	160	3	32	128
SS160x4x32x100Z	160	4	32	100
SS200x2.5x32x160Z	200	2.5	32	160
SS200x5x32x128Z	200	5	32	128
SS200x6x32x100Z	200	6	32	100




Stock Code		Description
NG1000		Noga Handle
		

Stock Code		Description
NG1003		Noga Handle + 3 Blades
NG1005		Noga Handle + 5 Blades
		

Stock Code		Description
NG3100		Countersink 20mm
		


Stock Code		Description
NG1200		Roto-drive Countersink 10.4mm
		


Stock Code		Description
NG3700		Mini Scraper
		


Stock Code		Description
SC1500	7.4x120	Heavy Duty Adjustable Scraper Blade
SC8000	4.2x80	Heavy Duty Adjustable Scraper Blade
		

Stock Code		Description
DB1000		Double BURR for Sheet Metal
		

Stock Code		Description
MC1700		Noga Mist
		


Stock Code		Description
BS1010		Deburring Blades for Steel, Aluminium
		


Stock Code		Description
BS2010		Deburring Blades for Brass, Cast Iron
		


Stock Code		Description
BS3010		Deburring Blade Simultaneously
		

Stock Code		Description
BC1211		Countersink 12mm Noga
		

Stock Code		Description
BC3011		Countersink 20mm Noga
		

Stock Code		Description
BD8001		Double Ended Scraper Blade 4.2x80mm
BT1200		Double Ended Scraper Blade 7.4x120
		

Stock Code		Description
BD5010		Internal Mini Scraper Blade 3mm
		

Stock Code		Description
BN8010		Double Burr Blades
BN8043		Double Burr Blades for Stainless
		

Visit www.noga.com for the full range of Noga products



Square Toolbits HSS



Stock Code	Size mm	Length mm
STB4X100	4	100
STB5X100	5	100
STB6X100	6	100
STB8X100	8	100
STB10X100	10	100
STB10X200	10	200
STB12X100	12	100
STB12X200	12	200
STB14X200	14	200
STB16X100	16	100
STB16X200	16	200
STB18X200	18	200
STB20X200	20	200
STB25X200	25	200

Rectangular Toolbits HSS



Stock Code	Size mm	Length mm
RTB8X5X100	8x5	100
RTB10X6X200	10x6	200
RTB12X6X200	12x6	200
RTB16X8X200	16x6	200
RTB20X12X200	20x12	200
RTB25X16X200	25x16	200

Round Toolbits HSS



Stock Code	Ø mm	Length mm
RTB4X80	4	80
RTB6X100	6	100
RTB8X100	8	100
RTB10X100	10	100
RTB10X200	10	200
RTB12X100	12	100
RTB12X200	12	200
RTB16X200	16	200
RTB20X200	20	200
RTB25X200	25	200

*10 % Cobalt available on all Toolbits sizes *

Fly Cutters



Stock Code	Ø mm	Shank Type
FCSET	19,29,38	R8
FC50	50x8	R8
FC62	62x8	R8

Parting Tool Blades HSS



Stock Code	Blade Size mm	Length mm
PB12	12x2.5	100
PB16	16x3	130
PB20	20x4	150
PB25	25x4	150

Parting Tool Holders (excl. blade)



Stock Code	Blade Size mm	W & H mm
PTH12	12x2.5	8x19
PTH16	16x3	9.5x22
PTH20	20x4	13x28
PTH25	25x4	19x40

Turning Tool Holders Straight




Stock Code	Toolbit Size mm	W x H x L mm
TH5	5	8x19x110
TH6	6	10x22x125
TH8	8	12x28x150
TH10	10	16x33x175
TH12	12	19x40x200


Boring Bars (excl. Toolbit)





Stock Code	Toolbit Size mm	Bar Ø x L	H x L
BB3	3	9.5x110	13x56
BB5	5	11x130	13x63
BB6	6	14x170	16x75
BB8	8	19x230	22x95
BB10	10	22x290	32x110
BB12	12	30x350	40x125





Straight Turning Tool E				
				
Stock Code		Shank Size	Direction	Grade
E4RP25	ISO 1	12	Right hand	P25
E5RP25	ISO 1	16	Right hand	P25
E6RP25	ISO 1	20	Right hand	P25
E8ER25	ISO 1	25	Right hand	P25
E4LP25	ISO 1	12	Left Hand	P25


Cranked Round Nose Roughing Tool A				
				
Stock Code		Shank Size	Direction	Grade
A3RP25	A	10	Right Hand	P25
A4RP25	A	12	Right Hand	P25
A5RP25	A	16	Right Hand	P25
A6RP25	A	20	Right Hand	P25
A8RP25	A	25	Right Hand	P25


Cranked Turning Tool J				
				
Stock Code		Shank Size	Direction	Grade
J3RP25	ISO 2	10	Right Hand	P25
J4RP25	ISO 2	12	Right Hand	P25
J5RP25	ISO 2	16	Right Hand	P25
J6RP25	ISO 2	20	Right Hand	P25
J8RP25	ISO 2	25	Right Hand	P25
J3LP25	ISO 2	10	Left Hand	P25
J4LP25	ISO 2	12	Left Hand	P25
J5LP25	ISO 2	16	Left Hand	P25
J6LP25	ISO 2	20	Left Hand	P25
J8LP25	ISO 2	25	Left Hand	P25

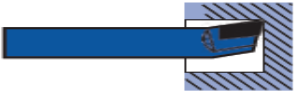
Straight Knife Tool G				
				
Stock Code		Shank Size	Direction	Grade
G3RP25	G	10	Right Hand	P25
G4RP25	G	12	Right Hand	P25
G5RP25	G	16	Right Hand	P25
G6RP25	G	20	Right Hand	P25
G8RP25	G	25	Right Hand	P25
G3LP25	G	10	Left Hand	P25
G4LP25	G	12	Left Hand	P25
G5LP25	G	16	Left Hand	P25
G6LP25	G	20	Left Hand	P25
G8LP25	G	25	Left Hand	P25


Recessing Tool D				
				
Stock Code		Shank Size	Direction	Grade
D3P25	ISO 4	10	Neutral	P25
D4P25	ISO 4	12	Neutral	P25
D5P25	ISO 4	16	Neutral	P25
D6P25	ISO 4	20	Neutral	P25


Straight Round Nose Roughing Tool C				
				
Stock Code		Shank Size	Direction	Grade
C3P25	C	10	Neutral	P25
C4P25	C	12	Neutral	P25
C5P25	C	16	Neutral	P25
C6P25	C	20	Neutral	P25
C8P25	C	25	Neutral	P25


Cranked Knife Tool B				
				
Stock Code		Shank Size	Direction	Grade
B3RP25	ISO 6	10	Right Hand	P25
B4RP25	ISO 6	12	Right Hand	P25
B5RP25	ISO 6	16	Right Hand	P25
B6RP25	ISO 6	20	Right Hand	P25
B8RP25	ISO 6	25	Right Hand	P25
B3LP25	ISO 6	10	Left Hand	P25
B4LP25	ISO 6	12	Left Hand	P25
B5LP25	ISO 6	16	Left Hand	P25
B6LP25	ISO 6	20	Left Hand	P25
B8LP25	ISO 6	25	Left Hand	P25

Parting Tool H				
				
Stock Code		Shank Size	Direction	Grade
H4RP25	ISO 7	12	Right Hand	P25
H5RP25	ISO 7	16	Right Hand	P25
H6RP25	ISO 7	20	Right Hand	P25
H8.5RP25	ISO 7	25	Right Hand	P25


Internal Boring Bar P				
				
Stock Code		Shank Size	Direction	Grade
P3RP25	ISO 9	10	Right Hand	P25
P4RP25	ISO 9	12	Right Hand	P25
P5RP25	ISO 9	16	Right Hand	P25
P6RP25	ISO 9	20	Right Hand	P25
P8RP25	ISO 9	25	Right Hand	P25


Threading Tool KE (ISO13)				
				
Stock Code	Degree	Shank Size	Direction	Grade
KE6.4RP2560	60°	20x12	Right Hand	P25
KE8.5RP2560	60°	25x16	Right Hand	P25
KE6.4RP2555	55°	20x12	Right Hand	P25
KE8RP2555	55°	20x16	Right Hand	P25


Chamfering Tool F				
				
Stock Code		Shank Size	Direction	Grade
F5.3P25	ISO 10	16x10	Neutral	P25
F6.4P25	ISO 10	20x12	Neutral	P25
F8.5P25	ISO 10	25x16	Neutral	P25


Internal Threading Tool KI (ISO14)				
				
Stock Code	Degree	Shank Size	Direction	Grade
KI3RP2560	60°	10	Right Hand	P25
KI4RP2560	60°	12	Right Hand	P25
KI5RP2560	60°	16	Right Hand	P25
KI6RP2560	60°	20	Right Hand	P25
KI3RP2555	55°	10	Right Hand	P25
KI4RP2555	55°	12	Right Hand	P25
KI5RP2555	55°	16	Right Hand	P25
KI6RP2555	55°	20	Right Hand	P25

P20 Grade For Cast Iron available on all Brazed Tools on request

Parting Blocks				
				
Stock Code		Tool Post	Blade Size	
PB1626		16	26mm	
PB2026		20	26mm	
PB2032		20	32mm	
PB2526		25	26mm	
PB2532		25	32mm	
PB3232		32	32mm	

Parting Blades				
				
Stock Code		HxL	Thickness	Insert
PB26x1.6		26x110	1.6	2mm
PB26x2.4		26x110	2.4	3mm
PB26x3.2		26x110	3.2	4mm
PB26x4		26x110	4	5mm
PB32x1.6		32x150	1.6	2mm
PB32x2.4		32x150	2.4	3mm
PB32x3.2		32x150	3.2	4mm
PB32x4		32x150	4	5mm

Parting Blocks With Clamp				
				
Stock Code		Tool Post	Blade Size	
PBC2026		20	26mm	
PBC2032		20	32mm	
PBC2526		25	26mm	
PBC2532		25	32mm	
PBC3232		32	32mm	

Parting Blade Kits				
				
Stock Code		1 x Blade	20 x Inserts	Brand
PBKIT300TAEGU		32mm	3mm	Taegutec
PBKIT400TAEGU		32mm	4mm	Taegutec
PBKIT300YG		32mm	3mm	YG1
PBKIT400YG		32mm	4mm	YG1
PBKIT300KOR		32mm	3mm	Korloy

****Parting Inserts Single or Double Sided****

1. Insert Shape

C	D	E	K
L	R	S	T
V	W		

2. Clearance Angle

B	C	D	E
F	N	P	
Special			
O			



3. Tolerance

d : inscribed Circle
 t : Thickness
 m : refer to figure

Class	d	m	t
A	40.025	40.005	40.025
C	40.025	40.013	40.025
H	40.013	40.013	40.025
E	40.025	40.025	40.025
G	40.025	40.025	40.13
J	40.05 - 40.15	40.005	40.025
K	40.05 - 40.15	40.013	40.025
L	40.05 - 40.15	40.025	40.025
M	40.05 - 40.15	0.08 - 0.20	40.13
U	40.08 - 40.25	0.13 - 0.38	40.13

Tolerance on C, H, R, T, W class (exceptional)

d	Tolerance on d		Tolerance on m	
	J, K, L, M, N	U	M, N	U
6.35	40.05	40.08	40.08	40.13
9.525	40.05	40.08	40.08	40.13
12.7	40.08	40.13	40.13	40.20
15.875	40.10	40.18	40.15	40.27
19.05	40.10	40.18	40.15	40.27
25.4	40.13	40.25	40.18	40.38

Tolerance on D class (exceptional)

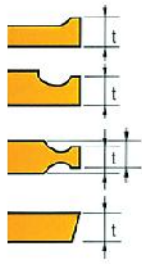
d	Tolerance on d	Tolerance on m
6.35	40.05	40.11
9.525	40.05	40.11
12.7	40.08	40.15
15.875	40.10	40.18
19.05	40.10	40.18

4. Cross Section Type

A	B C' Sink 70° - 90°
C C' Sink 70° - 90°	F
G C' Sink 70° - 90°	H C' Sink 70° - 90°
J	M C' Sink 40° - 60°
N	Q C' Sink 40° - 60°
R C' Sink 40° - 60°	T C' Sink 40° - 60°
U	W
Special Type	
X	



6 Height of Cutting Edge



Symbol	Height of Cutting Edge (t)	
	Metric	Inch
-	0.5(1)	0.79
T0	0.6	1.00
01	1(2)	1.59
T1	1.2	1.98
02	1.5(3)	2.38
03	2	3.18
T3	2.5	3.97
04	3	4.76
05	3.5	5.56
06	4	6.35
07	5	7.94
09	6	9.52
11	7	11.11
12	8	12.70

() Symbol for small size insert

7 Nose Corner Radius (Nose R)



Symbol	Height of Cutting Edge (t)	
	Metric	Inch
01	0	0.1
02	5.0	0.2
04	1	0.4
08	2	0.8
12	3	1.2
16	4	1.6
20	5	2.0
24	6	2.4
28	7	2.8
32	8	3.2
00	-	Round Insert (Inch)
MC	-	Round Insert (Metric)

16

5

04

6

08

7

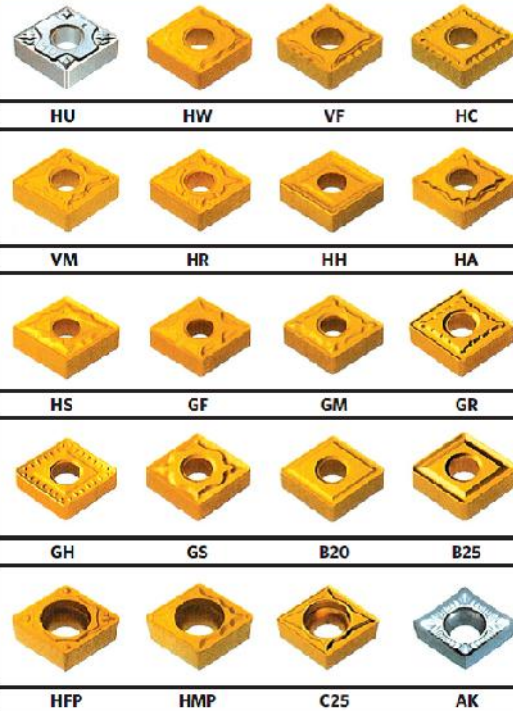
VM


8


5 Cutting Edge Length, Diameter of Incribed circle


Symbol							IC	
C	D	S	T	R	V	W		
Metric							Inch	d(mm)
03	04	03	06	03	-	02	1.2(5)	3.97
04	05	04	08	04	08	S3	1.5(6)	4.76
05	06	05	09	05	09	03	1.8(7)	5.56
-	-	-	-	06	-	-	-	6.00
06	07	06	11	06	11	04	2	6.35
08	09	07	13	07	13	05	2.5	7.94
-	-	-	-	08	-	-	-	8.00
09	11	09	16	09	16	06	3	9.525
-	-	-	-	10	-	-	-	10.00
11	13	11	19	11	19	07	3.5	11.11
-	-	-	-	12	-	-	-	12.00
12	15	12	22	12	22	08	4	12.70
14	17	14	24	14	24	09	4.5	14.29
16	19	15	27	15	27	10	5	15.875
-	-	-	-	16	-	-	-	16.00
17	21	17	30	17	30	11	5.5	17.46
19	23	19	33	19	33	13	6	19.05
-	-	-	-	20	-	-	-	20.00
22	27	22	38	22	38	15	7	22.225
-	-	-	-	25	-	-	-	25.00
25	31	25	44	25	44	17	8	25.40
32	38	31	54	31	54	21	10	31.75
-	-	-	-	32	-	-	-	32.00


8 Chip Breaker for Turning





	Stock Code	Size	Radius
	CCMT060204	06	04
	CCMT060208		08
	CCMT09T304	09	04
	CCMT09T308		08
	CCMT120404	12	04
	CCMT120408		08
	CCMT120412		12


	Stock Code	Size	Radius
	CNMG120404	12	04
	CNMG120408		08
	CNMG120412		12
	CNMG120416		16
	CNMG160608	16	08
	CNMG160612		12
	CNMG160616		16
	CNMG190608	19	08
	CNMG120612		12
	CNMG120616		16


	Stock Code	Size	Radius
	DCGT11T302	11	02
	DCGT11T304		04
	DCGT11T308		08


	Stock Code	Size	Radius
	DCMT070204	07	04
	DCMT070208		08
	DCMT11T304	11	04
	DCMT11T308		08


	Stock Code	Size	Radius
	DNMG150604	15	04
	DNMG150608		08
	DNMG150612		12


	Stock Code	Size	Radius
	KNUX160405R	16	05R
	KNUX160405L		05L
	KNUX160410R		10R


	Stock Code	Size	Radius
	RCMT0602	06	
	RCMT0803	08	
	RCMT10T3	10	
	RCMT1204	12	


	Stock Code	Size	Radius
	SNMG120404	12	04
	SNMG120408		08
	SNMG1204012		12
	SNMG1204016		16


	Stock Code	Size	Radius
	TCGT16T302	16	02
	TCGT16T304		04
	TCGT16T308		08


	Stock Code	Size	Radius
	TCMT160404	11	04
	TCMT160408		08
	TCMT160404	16	04
	TCMT160408		08


	Stock Code	Size	Radius
	TNMG160404	16	04
	TNMG160408		08
	TNMG160412		12
	TNMG220404	22	04
	TNMG160408		08
	TNMG160412		12
	TNMX160404	16	04
	TNMX160408		08


	Stock Code	Size	Radius
	WNMG060404	06	04
	WNMG060408		08
	WNMG060404	08	04
	WNMG060408		08
	WNMG161412		12
	WNMG161416		16

	Stock Code	Size	Radius
	VCGT160402	16	02
	VCGT160404		04
	VCGT160408		08

	Stock Code	Size	Radius
	VNMG160404	16	04
	VNMG160408		08
	VCMT160404	16	04


	Stock Code	Size	Radius
	APKT100305	10	05
	APKT100308		08
	APKT160404	16	04
	APKT160408		08
	APKT160412		12
	APKT160416		16


	Stock Code	Size	Radius
	ODMT060508	06	08
	ONMU080608	08	08


	Stock Code	Size	Radius
	SDKN100416	10	08
	SDKN100416		16


LL GRADES AND CHIPBREAKERS TO BE ADVISE BY CUSTOMER OR WE WILL GLADLY ASSIS'





	Stock Code	Size	Radius
	SEKT1204	12	1.1
	SEKT12T3	12	1.5


	Stock Code	Size	Radius
	WCMX040208	04	08
	WCMX050208	05	08
	WCMX06T308	06	08
	WCMX080412	08	12


	Stock Code	Size	Radius
	SPMX050204	05	04
	SPMX060204	06	04
	SPMX07T308	07	08
	SPMX090408	09	08
	SPMX110408	11	08
	SPMX140512	14	12


	Stock Code	Size	Profile
	ER1160	11	60°
	ER1660	16	60°
	ER1655	16	55°
	ER2260	22	60°
	ER2255	22	55°
	ER2760	27	60°


	Stock Code	Size	Radius
	SDMT120420	12	20
	SPUN120306	12	06
	SPUN120308		08
	SPUN150408	15	08
	SPKN120306	12	06
	SPKN120308		08
	SPKN150408	15	08


	Stock Code	Size	Profile
	IR1160	11	60°
	IR1660	16	60°
	IR1655	16	55°
	IR2260	22	60°
	IR2255	22	55°
	IR2760	27	60°


	Stock Code	Size	Radius
	TPKN160312	16	12
	TPKN160317		17
	TPKN220417	22	17
	TPKN220425		25


	Stock Code	Size	Pitch
	ER161.0	16	1
	ER161.25	16	1.25
	ER161.5	16	1.5
	ER161.75	16	1.75
	ER162.0	16	2.0
	ER162.5	16	2.5
	ER163.0	16	3.0
	ER163.5	16	3.5


	Stock Code	Size
	TDN200	2mm
	TDN300	3mm
	TDN400	4mm
	TDN500	5mm


	Stock Code	Size	Pitch
	IR161.0	16	1
	IR161.25	16	1.25
	IR161.5	16	1.5
	IR161.75	16	1.75
	IR162.0	16	2.0
	IR162.5	16	2.5
	IR163.0	16	3.0
	IR163.5	16	3.5

	Stock Code	Size
	TDR200	2mm
	TDR300	3mm
	TDR400	4mm
	TDR500	5mm

	Stock Code	Size	Pitch
	ER223.5	22	3.5
	ER224.0	22	4
	ER224.5	22	4.5
	ER225.0	22	5

	Stock Code	Size
	GTN200	2mm
	GTN300	3mm
	GTN400	4mm
	GTN500	5mm

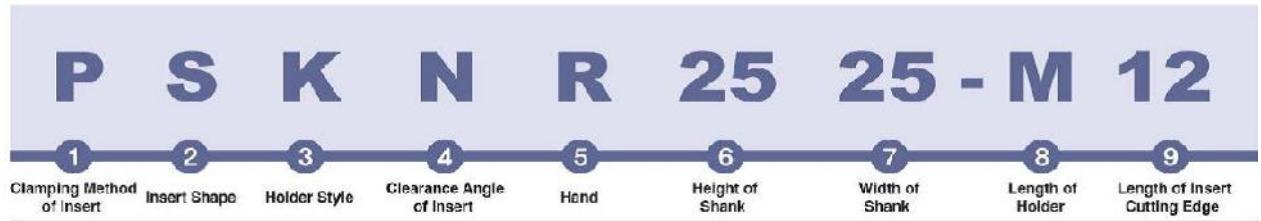
	Stock Code	Size
	SP200	2mm
	SP300	3mm
	SP400	4mm
	SP500	5mm

	Stock Code	Size	Pitch
	IR223.5	22	3.5
	IR224.0	22	4
	IR224.5	22	4.5
	IR225.0	22	5

* ALL GRADES AND CHIPBREAKERS TO BE ADVISED BY CUSTOMER OR WE WILL GLADLY ASSIST *




EXTERNAL TOOL HOLDER CODE SYSTEM (ISO)



1 Clamping Method of Insert

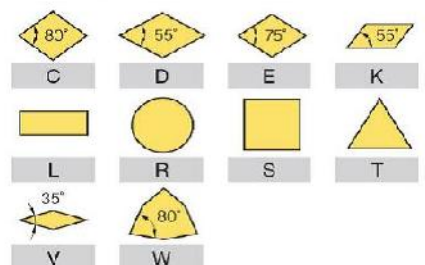
P S K N R 25 25 - M 12



C: Top clamping without hole
 D: Top and hole clamping (Multi clamp, pin and clamp)
 M: Top and hole clamping (Multi clamp, pin and clamp)
 P: Hole clamping (Pin lock)
 S: Screw on
 W: Top and hole clamping (Wedge clamp, pin and clamp)

2 Insert Shape

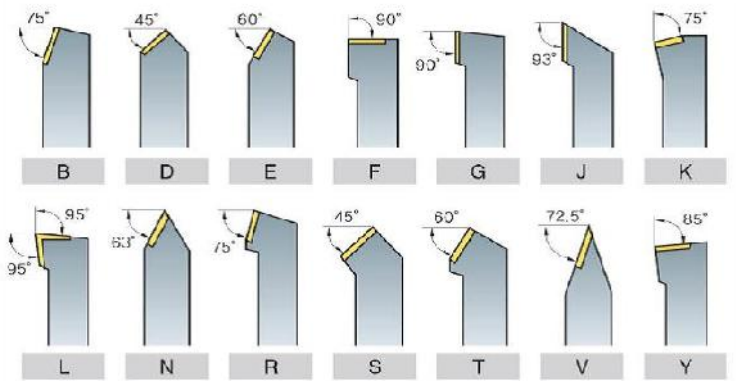
P S K N R 25 25 - M 12



C: 80°
 D: 55°
 E: 75°
 K: 55°
 L: Rectangle
 R: Circle
 S: Square
 T: Triangle
 V: 35°
 W: 80°

3 Holder Style

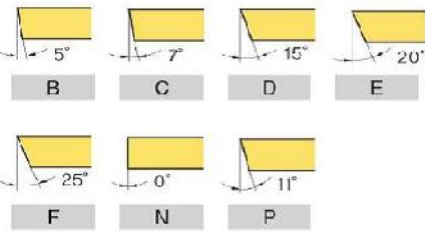
P S K N R 25 25 - M 12



B: 75°
 D: 45°
 E: 60°
 F: 90°
 G: 90°
 J: 93°
 K: 75°
 L: 95°
 N: 55°
 R: 75°
 S: 45°
 T: 60°
 V: 72.5°
 Y: 85°

4 Clearance Angle of Insert

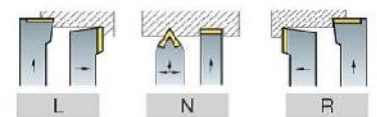
P S K N R 25 25 - M 12



B: 5°
 C: 7°
 D: 15°
 E: 20°
 F: 25°
 N: 0°
 P: 11°

5 Hand


P S K N R 25 25 - M 12



L: Left hand
 N: Right hand
 R: Right hand

6 Height of Shank


P S K N R 25 25 - M 12



H: Height of Shank

7 Width of Shank


P S K N R 25 25 - M 12



W: Width of Shank

8 Length of Holder

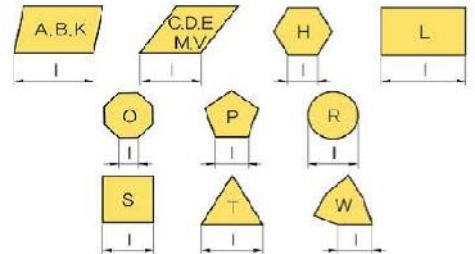
P S K N R 25 25 - M 12



A - 32	H - 100	Q - 180	X-Special Item
B - 40	J - 110	R - 200	
C - 50	K - 125	S - 250	
D - 60	L - 140	T - 300	
E - 70	M - 150	U - 350	
F - 80	N - 160	V - 400	
G - 90	P - 170	W - 450	

9 Length of Insert Cutting Edge

P S K N R 25 25 - M 12



A, B, K; C, D, E, M, V; H; L; O; P; R; S; T; W



DCLNR				
Stock Code	H x W	Length	Insert	Direction
DCLNR2020K09	20x20	125	CNMG09	Right Hand
DCLNR2020K12	20x20	125	CNMG12	Right Hand
DCLNR2525M12	25x25	150	CNMG12	Right Hand
DCLNR3232P12	32x32	170	CNMG12	Right Hand

PDNNN				
Stock Code	H x W	Length	Insert	Direction
PDNNN2020K15	20x20	125	DNMG15	Neutral
PDNNN2525M15	25x25	150	DNMG15	Neutral
PDNNN3232P15	32x32	170	DNMG15	Neutral

DDJNR				
Stock Code	H x W	Length	Insert	Direction
DDJNR2020M11	20x20	125	DNMG11	Right Hand
DDJNR2525M11	25x25	150	DNMG11	Right Hand
DDJNR2020K15	20x20	125	DNMG15	Right Hand
DDJNR2525M15	25x25	150	DNMG15	Right Hand
DDJNR3232P15	32x32	170	DNMG15	Right Hand

SRCDN				
Stock Code	H x W	Length	Insert	Direction
SRDCN1616H06	16x16	100	RCMT06	Neutral
SRDCN2020K06	20x20	125	RCMT06	Neutral
SRDCN2525M06	25x25	150	RCMT06	Neutral
SRDCN1616H08	16x16	100	RCMT08	Neutral
SRDCN2020K08	20x20	125	RCMT08	Neutral
SRDCN2525M08	25x25	150	RCMT08	Neutral
SRDCN2020K10	20x20	125	RCMT10	Neutral
SRDCN2525M10	25x25	150	RCMT10	Neutral
SRDCN2020K12	20x20	125	RCMT12	Neutral
SRDCN2525M12	25x25	150	RCMT12	Neutral
SRDCN3232P12	32x32	175	RCMT12	Neutral

TWLNR				
Stock Code	H x W	Length	Insert	Direction
TWLNR1616H06	16x16	100	WNMG06	Right Hand
TWLNR2020K06	20x20	125	WNMG06	Right Hand
TWLNR2020K08	20x20	125	WNMG08	Right Hand
TWLNR2525M08	25x25	150	WNMG08	Right Hand
TWLNR3232P08	32x32	170	WNMG08	Right Hand

PSDNN				
Stock Code	H x W	Length	Insert	Direction
PSDNN2020K12	20x20	125	SNMG12	Neutral
PSDNN2525M12	25x25	150	SNMG12	Neutral
PSDNN3232P12	32x32	175	SNMG12	Neutral

PCLNR				
Stock Code	H x W	Length	Insert	Direction
PCLNR1616H12	16x16	100	CNMG12	Right Hand
PCLNR2020K12	20x20	125	CNMG12	Right Hand
PCLNR2525M12	25x25	150	CNMG12	Right Hand
PCLNR2525M16	25x25	150	CNMG16	Right Hand
PCLNR3232P16	32x32	170	CNMG16	Right Hand

PSBNR				
Stock Code	H x W	Length	Insert	Direction
PSBNR2020K12	20x20	125	SNMG12	Right Hand
PSBNR2525M12	25x25	150	SNMG12	Right Hand

PDJNR				
Stock Code	H x W	Length	Insert	Direction
PDJNR2020K15	20x20	125	DNMG15	Right Hand
PDJNR2525M15	25x25	150	DNMG15	Right Hand
PDJNR3232P15	32x32	170	DNMG15	Right Hand

PSSNR				
Stock Code	H x W	Length	Insert	Direction
PSSNR2020K12	20x20	125	SNMG12	Right Hand
PSSNR2525M12	25x25	150	SNMG12	Right Hand
PSSNR3232P12	32x32	170	SNMG12	Right Hand

PTNFR				
Stock Code	H x W	Length	Insert	Direction
PTFNR1616H16	16x16	100	TNMG16	Right Hand
PTFNR2020K16	20x20	125	TNMG16	Right Hand
PTFNR2525M16	25x25	150	TNMG16	Right Hand
PTFNR3232P16	32x32	170	TNMG16	Right Hand

MTENN				
Stock Code	H x W	Length	Insert	Direction
MTENN2020K16	20x20	125	TNMG16	Neutral
MTENN2525M16	25x25	150	TNMG16	Neutral
MTENN2525M22	25x25	150	TNMG22	Neutral

PTGNR				
Stock Code	H x W	Length	Insert	Direction
PTGNR1616H16	16x16	100	TNMG16	Right Hand
PTGNR2020K16	20x20	125	TNMG16	Right Hand
PTGNR2525M16	25x25	150	TNMG16	Right Hand
PTGNR2525M22	25x25	150	TNMG22	Right Hand
PTGNR3232P22	32x32	170	TNMG22	Right Hand

MTJNR				
Stock Code	H x W	Length	Insert	Direction
MTJNR2020K16	20x20	125	TNMG16	Right Hand
MTJNR2525M16	25x25	150	TNMG16	Right Hand
MTJNR2525M22	25x25	150	TNMG22	Right Hand
MTJNR3232P22	32x32	170	TNMG22	Right Hand

PWLNR				
Stock Code	H x W	Length	Insert	Direction
PWLNR1616H06	16x16	100	WNMG06	Right Hand
PWLNR2020K06	20x20	125	WNMG06	Right Hand
PWLNR2525M06	25x25	150	WNMG06	Right Hand
PWLNR1616H08	16x16	100	WNMG08	Right Hand
PWLNR2020K08	20x20	125	WNMG08	Right Hand
PWLNR2525M08	25x25	150	WNMG08	Right Hand
PWLNR3232P08	32x32	170	WNMG08	Right Hand

SCLCR				
Stock Code	H x W	Length	Insert	Direction
SCLCR0808D06	8x8	60	CCMT06	Right Hand
SCLCR1010E06	10x10	70	CCMT06	Right Hand
SCLCR1212H09	12x12	80	CCMT09	Right Hand
SCLCR1616H09	16x16	100	CCMT09	Right Hand
SCLCR2020K09	20x20	125	CCMT09	Right Hand
SCLCR2020K12	20x20	125	CCMT12	Right Hand
SCLCR2525M12	25x25	150	CCMT12	Right Hand

WTJNR				
Stock Code	H x W	Length	Insert	Direction
WTJNR2020K16	20x20	125	TNMG16	Right Hand
WTJNR2525M16	25x25	150	TNMG16	Right Hand
WTJNR3232P16	32x32	170	TNMG16	Right Hand
WTJNR2525M22	25x25	150	TNMG22	Right Hand
WTJNR3232P22	32x32	170	TNMG22	Right Hand

MVJNR				
Stock Code	H x W	Length	Insert	Direction
MVJNR2020M16	20x20	150	VNMG16	Right Hand
MVJNR2525M16	25x25	150	VNMG16	Right Hand
MVJNR2525M22	25x25	150	VNMG22	Right Hand

CKJNR				
Stock Code	H x W	Length	Insert	Direction
CKJNR2525M16	25x25	150	KNUX16	Right Hand
CKJNR3232P16	32x32	170	KNUX16	Right Hand

SDJNR				
Stock Code	H x W	Length	Insert	Direction
SDJNR1010E07	10x10	70	DCMT07	Right Hand
SDJNR1212F07	12x12	80	DCMT07	Right Hand
SDJNR1616H11	16x16	100	DCMT11	Right Hand
SDJNR2020K11	20x20	125	DCMT11	Right Hand
SDJNR2525M11	25x25	150	DCMT11	Right Hand

Left Hand Tools available on request

S 12 M - S T F P R - 11

1

Type of Bar

2

Bar Diameter

3

Bar Length

4

Method of Mounting Insert

5

Insert Shape

6

Lead Angle of Boring Bar

7

Relief Angle of Insert

8

Hand of Bar

9

Length of Cutting Edge

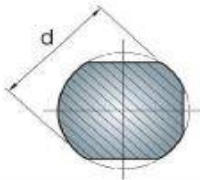
1 Type of Bar

S 12 M - S T F P R - 11

- "A" Steel with coolant hole
- "E" Carbide bar with fixed steel head and coolant hole
- "C" Carbide shank
- "S" Steel shank
- "X" Special type

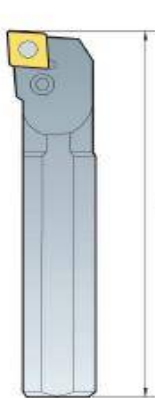
2 Bar Diameter

S 12 M - S T F P R - 11



3 Bar Length

S 12 M - S T F P R - 11



length(L)	(mm)
H	100
J	110
K	125
M	150
N	160
Q	180
R	200
S	250
T	300
U	350
V	400
W	450
Y	500

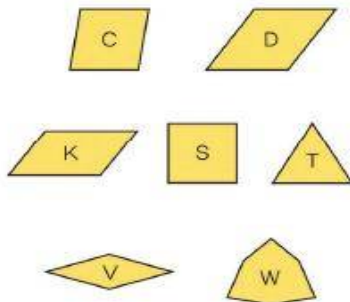
4 Method of Mounting Insert

S 12 M - S T F P R - 11



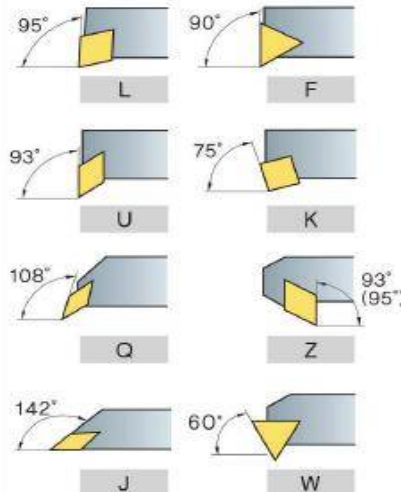
5 Insert Shape

S 12 M - S T F P R - 11



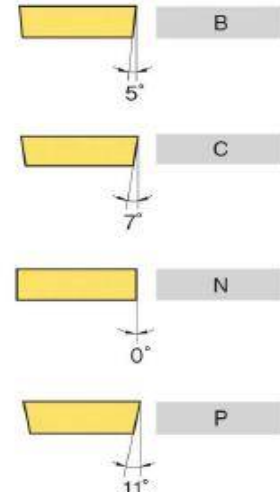
6 Lead Angle of Boring Bar

S 12 M - S T F P R - 11



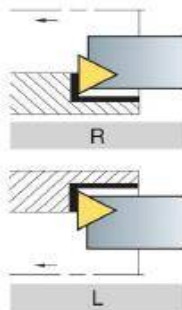
7 Relief Angle of Insert

S 12 M - S T F P R - 11



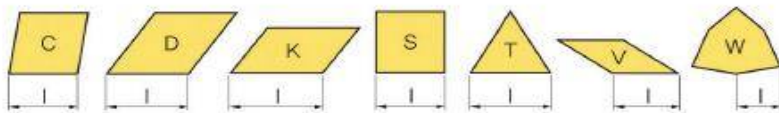
8 Hand of Bar

S 12 M - S T F P R - 11



9 Length of Cutting Edge

S 12 M - S T F P R - 11



PCLNR				
Stock Code	S x F	Length	Insert	Direction
S16PCLNR09	16x16	125	CNMG09	Right Hand
S20PCLNR09	20x20	125	CNMG09	Right Hand
S25PCLNR09	25x25	150	CNMG09	Right Hand
S32PCLNR12	32x32	170	CNMG12	Right Hand

PWLNR				
Stock Code	S x F	Length	Insert	Direction
S20PWLNR06	20x25	250	WNMG06	Right Hand
S25PWLNR08	25x32	200	WNMG08	Right Hand
S32PWLNR08	32x40	250	WNMG08	Right Hand

SDQCR				
Stock Code	S x F	Length	Insert	Direction
S10MSDQCLR07	10x13	150	DCMT07	Right Hand
S12MSDQCLR07	12x16	150	DCMT07	Right Hand
S16RSDQCRL11	16x20	200	DCMT11	Right Hand
S20SSDQCRL11	20x25	250	DCMT11	Right Hand
S25RSDQCRL11	25x32	200	DCMT11	Right Hand

SCLCR				
Stock Code	Size	Length	Insert	Direction
S08HSCLCR06	8	100	CCMT06	Right Hand
S10KSCLCR06	10	125	CCMT06	Right Hand
S12KSCLCR06	12	125	CCMT06	Right Hand
S12KSCLCR09	12	125	CCMT09	Right Hand
S16PSCLCR06	16	170	CCMT06	Right Hand
S16PSCLCR09	16	170	CCMT09	Right Hand
S20RSCLCR09	20	200	CCMT09	Right Hand
S25SSCLCR09	25	250	CCMT09	Right Hand
S32TSCLCR09	32	300	CCMT09	Right Hand
S32TSCLCR12	32	300	CCMT12	Right Hand
S40USCLCR12	40	350	CCMT12	Right Hand

PDSNR				
Stock Code	S x F	Length	Insert	Direction
S32SPDSNR15	32x40	250	DNMG1506	Right Hand
S40TPDSNR15	40x50	300	DNMG1506	Right Hand

SDUCR				
Stock Code	S x F	Length	Insert	Direction
C10KSDUCR07	10x13	125	DCMT07	Right Hand
C10MSDUCR07	10x13	150	DCMT07	Right Hand
C12MSDUCR07	12x16	150	DCMT07	Right Hand
C12QSDUCR07	12x16	180	DCMT07	Right Hand
C16RSDUCR07	16x20	200	DCMT07	Right Hand
C16SSDUCR07	16x20	250	DCMT07	Right Hand
C16RSDUCR11	16x20	200	DCMT11	Right Hand
C16SSDUCR11	16x20	250	DCMT11	Right Hand
C20RSDUCR11	20x25	200	DCMT11	Right Hand
C20SSDUCR11	20x25	250	DCMT11	Right Hand
C25TSDUCR11	25x32	300	DCMT11	Right Hand

CKUNR				
Stock Code	S x F	Length	Insert	Direction
S32SCKUNR16	32x40	250	KNUX1604	Right Hand
S40TCKUNR16	40x50	300	KNUX1604	Right Hand
S50UCKUNR16	50x63	350	KNUX1604	Right Hand

PTFNR				
Stock Code	S x F	Length	Insert	Direction
S16PTFNR11	16x20	200	TNMG1103	Right Hand
S20PTFNR11	20x25	250	TNMG1103	Right Hand
S25PTFNR11	25x32	200	TNMG1103	Right Hand
S25PTFNR16	25x32	200	TNMG1604	Right Hand
S32PTFNR16	32x44	250	TNMG1604	Right Hand

Face Milling Negative Octagonal

Stock Code	Z	Diameter	Spigot	Insert
F45OMNUD63	5	63	22	OMNU08/06
F45OMNUD80	6	80	27	OMNU08/06
F45OMNUD100	7	100	32	OMNU08/06
F45OMNUD125	8	125	40	OMNU08/06
F45OMNUD160	10	160	40	OMNU08/06

Face Milling Positive Square

Stock Code	Z	Diameter	Spigot	Insert
F45SEKTD50	4	50	22	SEKT12T3
F45SEKTD63	5	63	22	SEKT12T3
F45SEKTD80	6	80	27	SEKT12T3
F45SEKTD100	7	100	32	SEKT12T3
F45SEKTD125	8	125	40	SEKT12T3

Shoulder Milling 3 Corner Positive

Stock Code	Z	Diameter	Spigot	Insert
F90TPKN16D50	4	50	22	TPKN1603
F90TPKN16D63	6	63	22	TPKN1603
F90TPKN16D80	7	80	27	TPKN1603
F90TPKN22D63	5	63	22	TPKN2204
F90TPKN22D80	6	80	27	TPKN2204
F90TPKN22D100	7	100	32	TPKN2204
F90TPKN22D125	8	125	40	TPKN2204

Shoulder Milling 2 Corner Positive

Stock Code	Z	Diameter	Spigot	Insert
SM90APKT10D50	6	50	22	APKT1003
SM90APKT10D63	7	63	22	APKT1003
SM90APKT16D40	4	40	16	APKT1604
SM90APKT16D50	5	50	22	APKT1604
SM90APKT16D63	6	63	22	APKT1604
SM90APKT16D80	7	80	27	APKT1604
SM90APKT16D100	8	100	32	APKT1604

Profile Milling Round Positive

Stock Code	Z	Diameter	Spigot	Insert
PMRDKT5010	6	50	22	RDKT1003
PMRDKT6310	6	63	22	RDKT1003
PMRDKT5012	4	50	22	RDKT1204
PMRDKT6312	5	63	22	RDKT1204
PMRDKT8012	6	80	27	RDKT1204

High Feed Milling Shell Mill


Stock Code	Z	Diameter	Spigot	Insert
PMSDMT12D50	4	50	22	RDKT1204
PMSDMT12D63	5	63	22	RDKT1204
PMSDMT12D80	6	80	27	RDKT1204
PMSDMT12D100	8	100	32	RDKT1204


Helical Cutter


Stock Code	Z	Diameter	Cut Length	Insert
HEILICUT25	8	25	105	APKT1003
HEILICUT32	15	32	115	APKT1003
HEILICUT40	18	40	130	APKT1003

High Feed Milling Cutter

Stock Code	Z	Diameter	Length	Insert
HFCENMX06D16	2	16	100	ENMX0604
HFCENMX06D20	3	20	130	ENMX0604
HFCENMX06D25	4	25	140	ENMX0604
HFCENMX06D32	5	32	150	ENMX0604
HFCENMX09D25	2	25	150	ENMX0905
HFCENMX09D32	3	32	160	ENMX0905
HFCENMX09D40	5	40	180	ENMX0905

U Drills - SOMT				
				
Stock Code	Ø Dia	Flute Length	Overall Length	Insert
UDSOMT04D12	12	3D/5D/8D	130	SOMT040204
UDSOMT05D14	14	3D/5D/8D	138	SOMT050204
UDSOMT05D16	16	3D/5D/8D	150	SOMT050204
UDSOMT06D18	18	3D/5D/8D	167	SOMT060204
UDSOMT07D20	20	3D/5D/8D	179	SOMT070306

U Drills - WCMX				
				
Stock Code	Ø Dia	Flute Length	Overall Length	Insert
UDWCMX04D20	20	82	138	WCMX0402
UDWCMX04D22	22	88	144	WCMX0402
UDWCMX05D24	24	94	150	WCMX0503
UDWCMX05D26	26	100	156	WCMX0503
UDWCMX05D28	28	106	162	WCMX0503
UDWCMX06D30	30	117	177	WCMX06T308
UDWCMX06D32	32	123	183	WCMX06T308

Indexable Insert Drill				
				
Stock Code	Ø Dia	Length	Shank	Insert
IDD103D	10	3D / 5D / 8D	16	TX10 - 11
IDD123D	12	3D / 5D / 8D	16	TX12 - 13
IDD143D	14	3D / 5D / 8D	16	TX14 - 15
IDD163D	16	3D / 5D / 8D	20	TX16 - 17
IDD183D	18	3D / 5D / 8D	25	TX18 - 19
IDD203D	20	3D / 5D / 8D	25	TX20 - 21
IDD223D	22	3D / 5D / 8D	25	TX22 - 23
IDD243D	24	3D / 5D / 8D	32	TX24 - 25
IDD263D	26	3D / 5D / 8D	32	TX26 - 27
IDD283D	28	3D / 5D / 8D	32	TX28 - 19
IDD303D	30	3D / 5D / 8D	32	TX30 - 31
IDD323D	32	3D / 5D / 8D	32	TX32 - 33



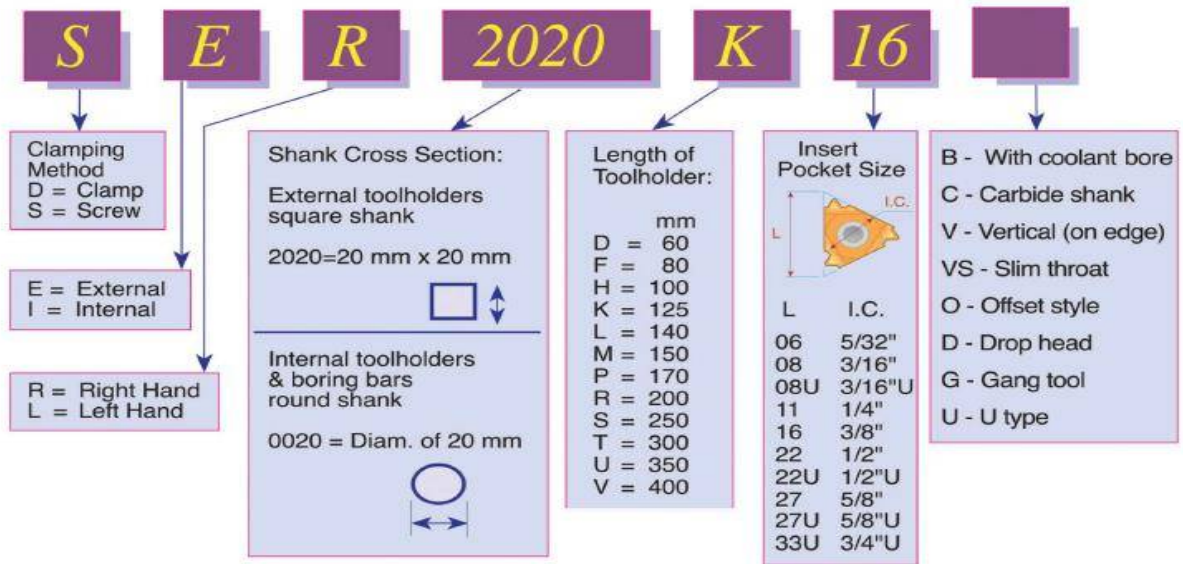
Threading Quick & rigid clamping

Conical taper contact for self-centering & precise radial runout

Flat contact surface for precise axial runout accuracy

No Setup Quick Replacement
Easy head change with spindle engaged

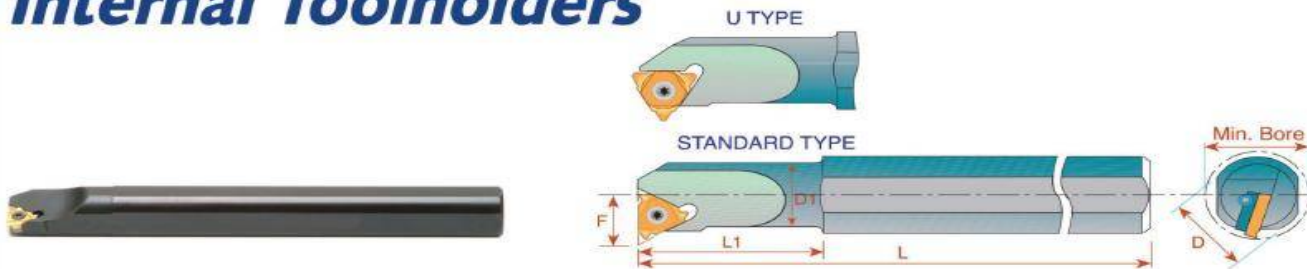
*Contact us for more information *



External Toolholders



Internal Toolholders



External Threading Holders				
Stock Code	HxW	Length	Insert	
SER1212H16	12x12	100	16ER	
SER1616H16	16x16	100	16ER	
SER2020K16	20x20	125	16ER	
SER2525M16	25x25	150	16ER	
SER2525M22	25x25	150	22ER	
SER3232P22	32x32	170	22ER	

Internal Threading Holders				
Stock Code	HxW	Length	Insert	
SIR0016P16	16	170	16IR	
SIR0020P16	20	170	16IR	
SIR0025R16	25	200	16IR	
SIR0025R22	25	200	22IR	
SIR0032S22	32	250	22IR	

Left Hand Holders available on request

Morse Taper Drill Chuck Arbors With Draw Thread



Stock Code	Shank mm	Mounting	Draw Thread
MTDADTDT2xB16	MT2	B16	M10
MTDADTDT3xB16	MT3	B16	M12

Morse Taper Shank Drill Chuck Arbors



Stock Code	Shank mm	Mounting	Length
MTDCAMT1xB10	MT1	B10	84
MTDCAMT1xB12	MT1	B12	90
MTDCAMT2xB16	MT1	B16	97
MTDCAMT2xB10	MT2	B10	101
MTDCMT2xB12	MT2	B12	105
MTDCMT2xB16	MT2	B16	112
MTDCMT2xB18	MT2	B18	120
MTDCMT2xB22	MT2	B22	128
MTDCMT2xJ3	MT2	J3	114
MTDCMT2xJ6	MT2	J6	108
MTDCMT3xB12	MT3	B12	124
MTDCMT3xB16	MT3	B16	131
MTDCMT3xB18	MT3	B18	139
MTDCMT3xB22	MT3	B22	147
MTDCMT3xB24	MT3	B24	157
MTDCMT3xJ3	MT3	J3	133
MTDCMT3xJ6	MT3	J6	127
MTDCMT3xM20	MT3	M20	147
MTDCMT4xB16	MT4	B16	156
MTDCMT4xB18	MT4	B18	164
MTDCMT4xB22	MT4	B22	164
MTDCMT4xB24	MT4	B24	182
MTDCMT4xM20	MT4	M20	164

Morse Taper Shank Drill Sleeves



Stock Code	External	Internal	Length
Sleeve2-1	2	1	92
Sleeve3-1	3	1	99
Sleeve3-2	3	2	112
Sleeve4-1	4	1	124
Sleeve4-2	4	2	124
Sleeve4-3	4	3	140
Sleeve5-2	5	2	156
Sleeve5-3	5	3	156
Sleeve5-4	5	4	171
Sleeve6-3	6	3	218
Sleeve6-4	6	4	218
Sleeve6-5	6	5	218

Morse Taper Shank Drill Extension Sleeves



Stock Code	External	Internal	Parallel Length
MTEXT2-1	MT2	MT1	76
MTEXT2-2	MT2	MT2	91
MTEXT2-3	MT2	MT3	112
MTEXT3-1	MT3	MT1	78
MTEXT3-2	MT3	MT2	91
MTEXT3-3	MT3	MT3	112
MTEXT3-4	MT3	MT4	137
MTEXT4-2	MT4	MT2	93
MTEXT4-3	MT4	MT3	112
MTEXT4-4	MT4	MT4	137
MTEXT5-3	MT5	MT3	116
MTEXT5-4	MT5	MT4	137
MTEXT5-5	MT5	MT5	172

Morse Taper Face Mill Holders



Stock Code	Shank	Spigot Ø mm	Drawbar Thread
MT2FMA16	MT2	16	M10
MT2FMA22	MT2	22	M10
MT3FMA16	MT3	16	M12
MT3FMA22	MT3	22	M12
MT3FMA27	MT3	27	M12
MT3FMA32	MT3	32	M12

Morse Taper ER Collet Chucks



Stock Code	Shank	Collet Type	Range
MT2ER20	MT2	ER20	2-12
MT2ER25	MT2	ER25	2-16
MT3ER20	MT3	ER20	2-12
MT3ER25	MT3	ER25	2-16
MT3ER32	MT3	ER32	2-20
MT4ER40	MT4	ER40	4-26
MT5ER40	MT5	ER40	4-16

Morse Taper Arbors For 3/4 Weldon Shank



Stock Code	Shank	Weldon
MT2x3/4	MT2	3/4 (19mm)
MT3x3/4	MT3	3/4 (19mm)



R8 Drill Chuck Arbors



Stock Code	Mounting Taper	Chuck Taper	Length
R8DAB16	R8	B16	135
R8DAJ6	R8	J6	132

R8 Face Mill Arbors



Stock Code	Shank	Spigot Ø	Length
R8FMA16	R8	16	150
R8FMA22	R8	22	159
R8FMA27	R8	27	161
R8FMA32	R8	32	170

R8 Ground Drill Sleeves MT



Stock Code	Shank	Inside Taper	Length
R8xMT1	R8	MT1	102
R8xMT2	R8	MT2	105
R8xMT3	R8	MT3	135

R8 ER Collet Chucks



Stock Code	Shank	Collet Type	Range
R8ER16	R8	ER16	0.5-10
R8ER25	R8	ER25	1-16
R8ER32	R8	ER32	2-20
R8ER40	R8	ER40	3-26

R8 Collets



Stock Code	Shank	Inside Taper	Length
R86	R8	6	101.6
R810	R8	10	101.6
R812	R8	12	101.6
R816	R8	16	101.6
R820	R8	20	101.6
R83/4	R8	3/4	101.6



ISO Drill Chuck Arbors



Stock Code	Chuck Taper	Mounting	Length
ISO30B16	ISO30	B16	110
ISO40B16	ISO40	B16	143
ISO50B16	ISO50	B16	182

ISO Shank Morse Taper Adaptors



Stock Code	Inside Taper	Shank
ISO30xMT1	MT1	ISO30
ISO40xMT1	MT1	ISO40
ISO50xMT1	MT1	ISO50
ISO30xMT2	MT2	ISO30
ISO40xMT2	MT2	ISO40
ISO50xMT2	MT2	ISO50
ISO30xMT3	MT3	ISO30
ISO40xMT3	MT3	ISO40
ISO50xMT3	MT3	ISO50
ISO40xMT4	MT4	ISO40
ISO50xMT4	MT4	ISO50
ISO50xMT5	MT5	ISO50

ISO ER Collet Chucks



Stock Code	Shank	Collet Type	Range
ISO30ER32	ISO30	ER32	2-20
ISO40ER16	ISO40	ER16	0.5-10
ISO40ER25	ISO40	ER25	1.5-16
ISO40ER32	ISO40	ER32	2.5-20
ISO40ER40	ISO40	ER40	3-40
ISO50ER32	ISO50	ER32	2-20
ISO50ER40	ISO50	ER40	3-40

ISO Face Mill Arbors



Stock Code	Shank	Spigot Ø
ISO30FMA16	ISO30	16
ISO30FMA22	ISO30	22
ISO40FMA16	ISO40	16
ISO40FMA22	ISO40	22
ISO40FMA27	ISO40	27
ISO40FMA32	ISO40	32
ISO50FMA22	ISO50	22
ISO50FMA27	ISO50	27
ISO50FMA32	ISO50	32
ISO50FMA40	ISO50	40

ISO Side Lock Holders



Stock Code	Shank	Bore mm
ISO30SLHx6	ISO30	6
ISO30SLHx10	ISO30	10
ISO30SLHx12	ISO30	12
ISO30SLHx16	ISO30	16
ISO30SLHx20	ISO30	20
ISO40SLHx6	ISO40	6
ISO40SLHx8	ISO40	8
ISO40SLHx10	ISO40	10
ISO40SLHx12	ISO40	12
ISO40SLHx16	ISO40	16
ISO40SLHx20	ISO40	20
ISO40SLHx25	ISO40	25
ISO40SLHx32	ISO40	32
ISO40SLHx40	ISO40	40
ISO50SLHx6	ISO50	6
ISO50SLHx8	ISO50	8
ISO50SLHx10	ISO50	10
ISO50SLHx12	ISO50	12
ISO50SLHx16	ISO50	16
ISO50SLHx20	ISO50	20
ISO50SLHx25	ISO50	25
ISO50SLHx32	ISO50	32
ISO50SLHx40	ISO50	40



BT Drill Chuck Arbors



Stock Code	Chuck Taper	Mounting
BT30DCAB16	BT30	B16
BT40DCAB12	BT40	B12
BT40DCAB16	BT40	B16
BT40DCAB18	BT40	B18
BT50DCAB16	BT50	B16
BT50DCAB18	BT50	B18

BT Face Mill Holders



Stock Code	Shank	Spigot Ø
BT30FMA16	BT30	16
BT30FMA22	BT30	22
BT30FMA27	BT30	27
BT40FMA16	BT40	16
BT40FMA22	BT40	22
BT40FMA27	BT40	27
BT40FMA32	BT40	32
BT40FMA40	BT40	40
BT50FMA22	BT50	22
BT50FMA27	BT50	27
BT50FMA32	BT50	32
BT50FMA40	BT50	40

BT Shank Morse Taper Adaptors



Stock Code	Inside Taper	Outside Taper
BT30xMT1	MT1	BT30
BT30xMT2	MT2	BT30
BT30xMT3	MT3	BT30
BT40xMT1	MT1	BT40
BT40xMT2	MT2	BT40
BT40xMT3	MT3	BT40
BT40xMT4	MT4	BT40
BT50xMT1	MT1	BT50
BT50xMT2	MT2	BT50
BT50xMT3	MT3	BT50
BT50xMT4	MT4	BT50
BT50xMT5	MT5	BT50

BT Side Lock Holders



Stock Code	Shank	Bore mm
BT30SLHx6	BT30	6
BT30SLHx10	BT30	10
BT30SLHx12	BT30	12
BT30SLHx16	BT30	16
BT30SLHx20	BT30	20
BT40SLHx6	BT40	6
BT40SLHx8	BT40	8
BT40SLHx10	BT40	10
BT40SLHx12	BT40	12
BT40SLHx14	BT40	14
BT40SLHx16	BT40	16
BT40SLHx20	BT40	20
BT40SLHx25	BT40	25
BT40SLHx32	BT40	32
BT40SLHx40	BT40	40
BT50SLHx10	BT50	10
BT50SLHx12	BT50	12
BT50SLHx16	BT50	16
BT50SLHx20	BT50	20
BT50SLHx25	BT50	25
BT50SLHx32	BT50	32
BT50SLHx40	BT50	40

BT ER Collet Chucks




Stock Code	Shank	Collet Type	Range
BT30ER16	BT30	ER16	0.5-10
BT30ER25	BT30	ER25	1-16
BT30ER32	BT30	ER32	2-20
BT30ER40	BT30	ER40	3-26
BT40ER16	BT40	ER16	0.5-10
BT40ER20	BT40	ER20	1-13
BT40ER25	BT40	ER25	1-16
BT40ER32	BT40	ER32	2-20
BT40ER40	BT40	ER40	3-26
BT50ER25	BT50	ER25	1-16
BT50ER32	BT50	ER32	2-20
BT50ER40	BT50	ER40	3-26


BT Tapping Chucks




Stock Code	Shank	Collet Type	Range
BT40ER16TAP	BT40	ER16	M3-12
BT40ER20TAP	BT40	ER20	M4-16
BT40ER32TAP	BT40	ER32	M8-27





ER Collets				
				
Stock Code		Clamping Range	Diameter	Length
ER11				
ER111		1.0 - 0.5	11.5	18
ER111.5		1.5 - 1.0	11.5	18
ER112		2.0 - 1.5	11.5	18
ER112.5		2.5 - 2.0	11.5	18
ER113		3.0 - 2.5	11.5	18
ER113.5		3.5 - 3	11.5	18
ER114		4.0 - 3.5	11.5	18
ER1114.5		4.5 - 4.0	11.5	18
ER115		5.0 - 4.5	11.5	18
ER115.5		5.5 - 5.0	11.5	18
ER116		6.0 - 5.5	11.5	18
ER116.5		6.5 - 6.0	11.5	18
ER117		7.0 - 6.5	11.5	18
ER16				
ER161		1 - 0.5	17	27
ER161.5		1.5 - 1	17	27
ER162		2 - 1	17	27
ER163		3 - 2	17	27
ER164		4 - 3	17	27
ER165		5 - 4	17	27
ER166		6 - 5	17	27
ER167		7 - 6	17	27
ER168		8 - 7	17	27
ER169		9 - 8	17	27
ER1610		10 - 9	17	27
ER20				
ER202		2 - 1.5	21	31
ER203		3 - 2.5	21	31
ER204		4 - 3	21	31
ER205		5 - 4	21	31
ER206		6 - 5	21	31
ER207		7 - 6	21	31
ER208		8 - 7	21	31
ER209		9 - 8	21	31
ER2010		10 - 9	21	31
ER2011		11 - 10	21	31
ER2012		12 - 11	21	31
ER2013		13 - 12	21	31
ER25				
ER252		2 - 1.5	26	35
ER253		3 - 2	26	35
ER254		4 - 3	26	35
ER255		5 - 4	26	35
ER256		6 - 5	26	35
ER257		7 - 6	26	35
ER258		8 - 7	26	35
ER259		9 - 8	26	35
ER2510		10 - 9	26	35
ER2511		11 - 10	26	35
ER2512		12 - 11	26	35
ER2513		13 - 12	26	35
ER2514		14 - 13	26	35
ER2515		15 - 14	26	35
ER2516		16 - 15	26	35


ER Collets				
				
Stock Code		Clamping Range	Diameter	Length
ER32				
ER323		3 - 2.5	33	40
ER324		4 - 3	33	40
ER325		5 - 4	33	40
ER326		6 - 5	33	40
ER327		7 - 6	33	40
ER328		8 - 7	33	40
ER329		9 - 8	33	40
ER3210		10 - 9	33	40
ER3211		11 - 10	33	40
ER3212		12 - 11	33	40
ER3213		13 - 12	33	40
ER3214		14 - 13	33	40
ER3215		15 - 14	33	40
ER3216		16 - 15	33	40
ER3217		17 - 16	33	40
ER3218		18 - 17	33	40
ER3219		19 - 18	33	40
ER3220		20 - 19	33	40
ER40				
ER404		4 - 3.5	41	46
ER405		5 - 4	41	46
ER406		6 - 5	41	46
ER407		7 - 6	41	46
ER408		8 - 7	41	46
ER409		9 - 8	41	46
ER4010		10 - 9	41	46
ER4011		11 - 10	41	46
ER4012		12 - 11	41	46
ER4013		13 - 12	41	46
ER4014		14 - 13	41	46
ER4015		15 - 14	41	46
ER4016		16 - 15	41	46
ER4017		17 - 16	41	46
ER4018		18 - 17	41	46
ER4019		19 - 18	41	46
ER4020		20 - 19	41	46
ER4021		21 - 20	41	46
ER4022		22 - 21	41	46
ER4023		23 - 22	41	46
ER4024		24 - 23	41	46
ER4025		25 - 24	41	46
ER4026		26 - 25	41	46





ER Collet Sets				
				
Stock Code		Clamping Range	PCS	Length
ER16SET		1-10mm	10	27
ER32SET		3 -20mm	18	40
ER40SET		4 - 26mm	23	46


ER Nut Spanners				
				
Stock Code			To Suit Nut	
ER11SPAN			ER11	
ER16SPAN			ER16	
ER20SPAN			ER20	
ER25SPAN			ER25	
ER32SPAN			ER32	
ER40SPAN			ER40	


Castle Front Nuts				
				
Stock Code		To Suit Collet	Diameter	Thread MF
CFNER11		ER11	16	M13x0.75
CFNER16		ER16	18	M19x1.0
CFNER20		ER20	19	M24x1

ER Front Nut Spanners				
				
Stock Code			To Suit Nut	
ER25FNS			ER25	
ER32FNS			ER32	
ER40FNS			ER40	


Front Nut With Bearing				
				
Stock Code		To Suit Collet	Diameter	Thread MF
FNBER11		ER11	19	M14x0.75
FNBER16		ER16	28	M22x1.5
FNBER20		ER20	34	M25x1.5
FNBER25		ER25	42	M32x1.5
FNBER32		ER32	50	M40x1.5
FNBER40		ER40	63	M50x1.5

Castle Nut Spanners				
				
Stock Code			To Suit Nut	
ER25CNS			ER11	
ER32CNS			ER16	
ER40CNS			ER20	


Pull Studs				
				
Stock Code		LxB(Ball)	Thread	Degrees °
PS40M1		60x15	M16	45
PS40M2		60x15	M16	60
PS50M1		85x23	M24	45
PS50M2		85x23	M24	60
P40M1C		60x15	M16	45
PS40M2C		60x15	M16	60
PS50M1C		85x23	M24	45
PS50M2C		85x23	M24	60


Drill Drifts				
				
Stock Code		Morse Taper	Length	
DD1		1 + 2	140	
DD3		3	190	
DD4		4	225	
DD5		5 + 6	265	





Dead Centres				
				
Stock Code		Taper	Large ϕ	Length
DC1		MT1	12	80
DC2		MT2	18	100
DC3		MT3	24	125
DC4		MT4	32	100
DC5		MT5	45	200
DC6		MT6	64	270

***Carbide Tip Centres available on request ***

Heavy Duty Live Revolving Centres				
				
Stock Code		Taper	Body mm	Max KG
HDLC2		MT2	46	400
HDLC3		MT3	54	600
HDLC4		MT4	64	1000
HDLC5		MT5	84	2500
HDLC6		MT6	120	5000

Live Revolving Centres				
				
Stock Code		Taper	Head mm	Max KG
LC2		MT2	45	200
LC3		MT3	60	500
LC4		MT4	70	800
LC5		MT5	90	2000

Pipe Centres				
				
Stock Code		Taper	Min - Large mm	Angle Head
PCMT2		MT2	25 - 80	60°
PCMT3		MT3	32 - 120	75°
PCMT4		MT4	40 - 160	60°
PCMT5		MT5	66 - 200	70°

Precision Live Revolving Centres				
				
Stock Code		Taper	Head mm	Max KG
PRC2NC		MT2	45	140
PRC3NC		MT3	60	400
PRC4NC		MT4	70	500
PRC5NC		MT5	90	1200




4 Jaw Chucks Back Plate Mounting (Self Centering)



Stock Code		Ø	Bore	Recess
4JAW200BPM		200	65	165
4JAW250BPM		250	80	206
4JAW315BPM		315	100	260
4JAW325BPM		325	100	272

4 Jaw Chucks Direct Camlock Mounting (Self Centering)



Stock Code	Ø	Bore	PCD	Taper Size
4JAW200CAMD6	200	60	133.4	D6
4JAW250CAMD6	250	70	133.4	D6
4JAW250CAMD8	250	80	171.4	D8
4JAW315CAMD6	315	100	133.4	D6
4JAW315CAMD8	315	100	171.4	D8
4JAW325CAMD6	325	100	133.4	D6
4JAW325CAMD8	325	100	171.4	D8

3 Jaw Chucks Back Plate Mounting



Stock Code		Ø	Bore	Recess
3JAW200BPM		200	65	165
3JAW250BPM		250	65	206
3JAW315BPM		315	100	260
3JAW325BPM		325	100	272
3JAW380BPM		380	130	325

3 Jaw Chucks Direct Camlock Mounting



Stock Code	Ø	Bore	PCD	Taper Size
3JAWCAMD125D3	125	30	70.6	D3
3JAWCAMD160D4	160	40	82.6	D4
3JAWCAMD200D4	200	60	82.6	D4
3JAWCAMD200D6	200	60	133.4	D6
3JAWCAMD250D5	250	70	104.8	D5
3JAWCAMD250D6	250	70	133.4	D6
3JAWCAMD250D8	250	80	171.4	D8
3JAWCAMD315D6	315	100	133.4	D6
3JAWCAMD315D8	315	100	171.4	D8
3JAWCAMD325D6	325	100	133.4	D6
3JAWCAMD325D8	325	100	171.4	D8
3JAWCAMD325D11	325	100	235	D11
3JAWCAMD380D8	380	130	171.4	D8
3JAWCAMD400D8	400	130	171.4	D8
3JAWCAMD500D11	500	190	235	D11

When ordering please confirm Solid or Reversible Jaws

Soft, Hard, Top/Bottom, Reversible Jaws available on request



Backplates available on request



Drill Vices



Stock Code	Jaw Width	Opening	Jaw Height
BDV75	75	50	20
BDV100	100	75	23
BDV125	125	100	26
BDV150	150	125	30
BDV200	200	175	35

Hydraulic Machine Vices



Stock Code	Jaw Width	Opening	Jaw Height
HMV100	100	170	36
HMV130	130	215	48
HMV150	150	300	54
HMV200	200	300	62
HMV300	300	375	72

Machine Vices



Stock Code	Jaw Width	Opening	Jaw Height
MV100	100	60	36
MV130	130	80	37
MV150	150	112	43
MV200	200	146	63

Hydraulic Machine Tilting Vices



Stock Code	Jaw Width	Opening	Jaw Height
HMTV130	130	100	46
HMTV160	160	120	51

Bench Vices



Stock Code	Jaw Width	Opening
BV80	80	70
BV100	100	120
BV125	125	115
BV150	150	205
BV200	200	235

V Blocks



Stock Code	Jaw Width	Opening	Jaw Height
VB75	75	32	60
VB100	100	40	65
VB125	125	50	80
VB150	150	63	87
VB200	200	100	112
VB250	250	125	165
VB300	300	175	200

Clamping Kits



Stock Code	T Slot mm	Tread Size	Pcs
CK12M10	12	M10	46
CK14M12	14	M12	46
CK16M14	16	M14	46
CK18M16	18	M16	46
CK20M18	20	M18	46
CK22M20	22	M20	46

Angle Plates



Stock Code	Width mm	Height mm	Depth mm
AP90	90	75	63
AP112	112	88	75
AP150	150	125	112
AP200	200	150	125
AP250	250	200	150
AP300	300	225	200



Horizontal / Vertical Rotary Tables



Stock Code	Table Ø	Base	Height
HVRT110	110	80x138x118	72
HVRT150	150	102x205x163	80
HVRT205	205	135x265x219	102
HVRT254	254	163x321x276	109
HVRT305	305	194x388x330	125
HVRT353	353	225x445x389	125
HVRT406	406	255x500x435	130

Coolant Pumps



Stock Code	HP (KW)	Length Flange To Impeller	L/min	Voltage (V)
CP100/220	1/8(0.09)	100	25-26	220
CP130/220		130	25-26	220
CP150/220		150	25-26	220
CP180/220		180	25-26	220
CP100/380		100	27-28	380
CP130/380		130	27-28	380
CP150/380		150	27-28	380
CP180/380		180	27-28	380
CP160/380/1/4	1/4(0.18)	160	71-75	380
CP180/380/1/4		180	71-75	380
CP180/200/1/4		200	71-75	380
CP180/200/1/4		240	71-75	380
CP180/200/1/4		270	71-75	380

Universal Dividing Heads



Stock Code	Spindle	Center Height	To Suite Chuck	Height
UDH132	25	134	150/180	235

Semi Universal Dividing Heads



Stock Code	To Suite Chuck	Base	Height
SI160	160	253x225x179	130
SI200	200	318x274x209	157
SI315	315	432x388x293	228

Includes 3 Jaw Chuck - Excl. Tail Stock

Power Feed Attachments



Stock Code	Axis	RPM Speed	Torque
PFAX	X	0-200	16
PFAY	Y	0-200	16
PFAZ	Z	0-200	16



Boring Heads



Stock Code	Head Ø	Head Length mm	Boring Bar Size
BH50	50	62	12
BH75	75	80	18
BH100	100	90	25

Arbors For Boring Heads



Stock Code	Shank	To Suit Boring Head	Thread
R8BHA	R8	50, 75, 100	1/2"-18UNC
MT3BHA	MT3	50, 75, 100	1/2"-18UNC
MT4BHA	MT4	50, 75, 100	1/2"-18UNC
ISO30BHA	ISO30	50, 75, 100	1/2"-18UNC
ISO40BHA	ISO40	50, 75, 100	1/2"-18UNC
BT40BHA	BT40	51, 75, 100	1/2"-18UNC

Reversible Tapping Chucks



Stock Code	Tapping Size	Mounting Taper	Front Nut Ø
RTCB16	M2-M7	B16	23
RTCB1612	M4-M12	B16	28
RTCM20	M8-M20	M20	40

Quick Change Tool Post



Stock Code	Size Type	Lathe Swing	Holder Size (Boring)
QCTPM	M	180-250	16x16 (14)
QCTPAP	AP	250-300	16x16 (16)
QCTPA	A	250-350	20x20 (18)
QCTPBP	BP	300-380	25x25 (20)
QCTPMB	B	350-500	32x32 (24)
QCTPMC	C	500-650	32x32 (26)

Sets Includes : 3 x Standard Tool Holders 1 x Boring Bar Holder

Quick Change Tool Holders



Stock Code	Size Type	Shank	Shank Length
QCTHM	M	16	50
QCTHAP	AP	16	60
QCTHA	A	20	65
QCTHBP	BP	25	85
QCTHB	B	32	100
QCTHC	C	32	120



Verniers



Stock Code		Range mm	Scale	Jaw Length
V150	Plain	150	0.02	40
V200		200	0.02	50
V300		300	0.02	64
V600		600	0.02	100
V1000		1000	0.02	140
V150MB	Mono	150	0.02	40
V200MB		200	0.02	60
V300MB		300	0.02	60
EV150	Electro	150	0.01	40
EV200		200	0.01	50
EV300		300	0.01	60
EV150W (W/Proof)		150	0.01	40
EV200W (W/Proof)		200	0.01	50
EV300W (W/Proof)		300	0.01	60
DV150	Dial	150	0.02	40
DV200		200	0.02	50
DV300		300	0.02	64

Dial Indicators



Stock Code		Travel mm	Scale	Remark
DIO-3		3	0.01	Lug Back
DIO-5		5	0.01	Lug Back
DIO-10		10	0.01	Lug Back
EDI12.7		12.7mm/0.5"	0.0001	Lug Back
EDI25.4		25.4mm/1"	0.0001	Lug Back
EDI50.8		50.8mm/2"	0.0001	Lug Back

Test Dial Indicators (Finger Clock)



Stock Code		Travel mm	Scale	Remark
FC		0.8	0.01	0-40-0
HFC (Horizontal)		0.8	0.01	0-40-0

Electronic Outside Micrometers



Stock Code		Range mm	Scale	Accuracy
EOSM0-25		0-25	0.001	0.0001
EOSM25-50		25-50	0.001	0.0001
EOSM50-75		50-75	0.001	0.0001
EOSM75-100		75-100	0.001	0.0001

Outside Micrometers



Stock Code		Range mm	Scale	Accuracy
OSM0-25		0-25	0.01	2µm
OSM25-50		25-50	0.01	2µm
OSM50-75		50-75	0.01	2µm
OSM75-100		75-100	0.01	3µm
OSM100-125		100-125	0.01	3µm
OSM125-150		125-150	0.01	3µm
OSM150-175		150-175	0.01	4µm
OSM175-200		175-200	0.01	4µm
OSM200-225		200-225	0.01	4µm
OSM225-250		225-250	0.01	5µm
OSM250-275		250-275	0.01	5µm
OSM275-300		275-300	0.01	5µm


Outside Micrometers Interchangeable Anvils available on request

Outside Micrometers Sets




Stock Code		Range mm	Scale	Pcs
OSM0-100SET		0-100	0.01	4
OSM0-150SET		0-150	0.01	6
OSM150-300SET		150-300	0.01	6
OSM0-300SET		0-300	0.01	12

Edge Finders




Stock Code	Shank	Point mm	Dial Reading
EF1	10	10	
EF2	10	4	
EEF1	20	10	BEEP & Light
EEF2	20	10	Light Only

Thread Pitch Gauges




Stock Code	Thread Form	Pitch Range	No Leaves
TPGM	Metric 60°	0.25 - 7mm	24
TPGU	Unified 60°	4 - 42 TPI	30
TPGW	Whitworth 55°	4 - 42 TPI	30
TPGMW	Metric 60°	0.25 - 7mm	50
	Whitworth 55°	4 - 62 TPI	
TPGMU	Metric 60°	0.4 - 7mm	52
	Unified 60°	4 - 42 TPI	

Telescopic Gauges




Stock Code	Range mm	Pcs
TGSET	8-150	6
TG8-12.7	8-12.7	1
TG12.7-19	12.7-19	1
TG19-32	19-32	1
TG32-54	32-54	1
TG54-90	54-90	1
TG90-150	90-150	1

Feeler Gauges




Stock Code	Range mm	Nr Of Leaves	Leaf Length
FG20	0.05-1.00	20	100
FG26	0.03-1.00	26	100
FG20L	0.05-1	20	200
FG20EL	0.05-1	20	300

Radius Gauges




Stock Code	Range mm	Int & Ext Leaves
RG1-7	1 - 7mm	17 + 17
RG7.5-15	7.5-15mm	16 + 16
RG15-25	15-25mm	15 + 15

Combination Sets



Stock Code	Protractor Read	Range	Ruler Length
CSET	1"	180°	300mm

Combination Square



Stock Code	Range mm	L x W x H
SR150	150	170 x 18 x 1.0
SR200	200	220 x 18 x 1.0
SR300	300	330 x 25 x 1.0
SR500	500	530 x 30 x 1.2
SR600	600	630 x 30 x 1.2

Bore Gauges



Stock Code	Range mm	Scale	Accuracy
BG18-35	18-35	0.01	0.003
BG35-60	35-60	0.01	0.003
BG50-100	50-100	0.01	0.003
BG50-160	50-160	0.01	0.003
BG100-160	100-160	0.01	0.003
BG160-250	160-250	0.01	0.003
BG250-450	250-450	0.01	0.003

Magnetic Stands



Stock Code	Base Size	Clamping Force	Remark
MB	50 x 60	60 Kg	No Fine Adj
MBF	50 x 60	60Kg	Fine Adj
MBF100	50 x73	100Kg	Fine Adj

Engineering Squares



Stock Code	Height	Base Length
ES50	50	40
ES75	75	50
ES100	100	70
ES150	150	100
ES200	200	130
ES250	250	165
ES300	300	200

Height Gauges



Stock Code	Range mm	Scale	Accuracy
HG200	0-200	0.02	0.0012
EHG150 (Electronic)	0-150	0.01	0.0012

Straight Edges



Stock Code	Range mm	L x W x H
SE300	300	320 x 40 x 5
SE500	500	520 x 40 x 5
SE1000	1000	1020 x 40 x 5

Various Parallels Sets available on request



Thread Files



Stock Code	Angle	Thread Range	Length
TFMETRIC	60°	0.8 - 3 Pitch	230mm
TFUN	60°	11 - 24 TPI	230mm
TFW	55°	10 - 20 TPI	230mm

File Set



Stock Code	PCE	Length
FILE200SET(5)	5	200mm
FILE250SET(5)	5	250mm

Needle File Set



Stock Code	Cut	Length
NFSETF	Fine	160mm

Soluble Oil



Stock Code	Vol	Application
SOL40025	25 L	Bandsaws
SOL50025	25 L	Machining
NEATCUT	5 L	Tapp & Drill
HYDROAW32	25 L	Hydraulic
GUIDESLID68	25 L	Slide Way
TAPMAT01	500ml	Tapp & Drill

Knurling Holders



Stock Code	Size	
SK12	12x12x100	Single
DWK12	12x12x115	Double

Letter & Number Punches






Stock Code	Size	
NP3	3	Number
NP5	5	Number
NP6	6	Number
NP8	8	Number
NP10	10	Number
NP12	12	Number
LP3	3	Letter
LP5	5	Letter
LP6	6	Letter
LP8	8	Letter
LP10	10	Letter
LP12	12	Letter


*** Punch & Dies are made upon request ***





Black Books





	Code	System	Description
	40413	6.35mm (1/4")	300mm Hose
			3 x Nozzles
			2 x Connectors
	50813	12.7mm (1/2")	300mm Hose
			3 x Nozzles
			2 x Connectors
	60513	19mm (3/4")	300mm Hose
			3 x Nozzles
			2 x Connectors


	Code	System	Description
	41401	6.35mm (1/4")	300mm Hose
	49421	6.35mm (1/4")	1000mm Hose
	51801	12.7mm (1/2")	300mm Hose
			1000mm Hose
	61501	19mm (3/4")	300mm Hose
		1000mm Hose	


	Code	System	Description
	41408	6.35mm (1/4")	Y Fitting
	51808	12.7mm (1/2")	Y Fitting
	61511	19mm (3/4")	Y Fitting


	Code	System	Description
	41407	6.35mm (1/4")	25mm Flare Nozzle
	51809	12.7mm (1/2")	63mm Flare Nozzle
	61507	19mm (3/4")	75mm Flare Nozzle


	Code	System	Description
	41416	6.35mm (1/4")	T Fitting
	51825	12.7mm (1/2")	T Fitting


	Code	System	Description
	41478	6.35mm (1/4")	Side Flow Nozzle
	51836	12.7mm (1/2")	Side Flow Nozzle


	Code	System	Description
	41415	6.35mm(1/4")	90 Deg Elbow Fitting
	51824	12.7mm(1/2")	90 Deg Elbow Fitting
	61515	19mm(3/4")	90 Deg Elbow Fitting


	Code	System	Description
	41473	12.7mm (1/2")	90° Spray bar nozzle
	51831	12.7mm (1/2")	90° Spray bar nozzle


	Code	System	Description
	41481	6.35mm (1/4")	Swivel Nozzle 1mm
	51845	12.7mm (1/2")	Swivel Nozzle 2mm

	Code	System	Description
	21194	6.35mm (1/4")	In Line Valve
	32094	12.7mm (1/2")	In Line Valve
	61518	19mm (3/4")	In Line Valve

	Code	System	Description
	41405	6.35mm (1/4")	1/8 NPT Male Connector
	41406		1/4 NPT Male Connector
	41417		1/8 BSPT Male Connector
	41418		1/4 BSPT Male Connector
	51804	12.7mm(1/2")	3/8 NPT Male Connector
	51805		1/2 NPT Male Connector
	51826		3/8 BSPT Male Connector
	51827		1/2 BSPT Male Connector
	61505	19mm (3/4")	3/4 NPT Male Connector
	61509		3/4 NPT Male Connector

	Code	System	Description
	41479	6.35mm (1/4")	Circular Flow Nozzle Kit
	51837	12.7mm (1/2")	Circular Flow Nozzle Kit


	Code	System	Description
	41409	6.35mm(1/4")	Double Socket
	51811	12.7mm(1/2")	Double Socket
	61514	19mm(3/4")	Double Socket


	Code	System	Description
	78001	6.35mm (1/4")	Hose Assembly Pliers 1/4"
	78002	12.7mm (1/2")	Hose Assembly Pliers 1/2"
	78004	19mm (3/4")	Hose Assembly Pliers 3/4"



Visit www.loc-line.com for the full range of Products



Bench Grinder Wheels				
				
Stock Code	Ø mm	Width mm	Bore mm	Grid
80X10X13A46	80	10	13	A46
80X10X13A60	80	10	13	A60
100X13X16A46	100	13	16	A46
100X13X16A60	100	13	16	A60
100X20X16A46	100	20	16	A46
100X20X16A60	100	20	16	A60
125X20X20A46	125	20	20	A46
125X20X20A60	125	20	20	A60
150X16X20A46	150	16	20	A46
150X16X20A60	150	16	20	A60
150X16X20W46	150	16	20	W46
150X16X20W60	150	16	20	W60
150X20X20A46	150	20	20	A46
150X20X20A60	150	20	20	A60
150X20X20W46	150	20	20	W46
150X20X20W60	150	20	20	W60
150X20X20W80	150	20	20	W80
150X25X20A46	150	25	20	A46
150X25X20A60	150	25	20	A60
150X25X20W46	150	25	20	W46
150X25X20W60	150	25	20	W60
150X25X20W80	150	25	20	W80
200X20X31.75A46	200	20	31.75	A46
200X20X31.75A60	200	20	31.75	A60
200X20X31.75W46	200	20	31.75	W46
200X20X31.75W60	200	20	31.75	W60
200X20X31.75W80	200	20	31.75	W80
200X25X31.75A46	200	25	31.75	A46
200X25X31.75A60	200	25	31.75	A60
200X25X31.75W46	200	25	31.75	W46
200X25X31.75W60	200	25	31.75	W60
200X25X31.75W80	200	25	31.75	W80
200X32X31.75A46	200	32	31.75	A46
200X32X31.75A60	200	32	31.75	A60
200X32X31.75W46	200	32	31.75	W46
200X32X31.75W60	200	32	31.75	W60
200X32X31.75W80	200	32	31.75	W80
200X40X31.75A36	200	40	31.75	A36
200X40X31.75A46	200	40	31.75	A46
200X40X31.75W46	200	40	31.75	W46
200X40X31.75W60	200	40	31.75	W60
250X20X31.75A46	250	20	31.75	A46
250X20X31.75A60	250	20	31.75	A60
250X20X31.75C60	250	20	31.75	C60
250X20X31.75W46	250	20	31.75	W46
250X20X31.75W60	250	20	31.75	W60
250X25X31.75A36	250	25	31.75	A36
250X25X31.75A46	250	25	31.75	A46
250X25X31.75A60	250	25	31.75	A60
250X25X31.75C60	250	25	31.75	C60/80
250X25X31.75W46	250	25	31.75	W46
250X25X31.75W60	250	25	31.75	W60

Bench Grinder Wheels				
				
Stock Code	Ø mm	Width mm	Bore mm	Grid
250X32X31.75A36	250	32	31.75	A36
250X32X31.75A46	250	32	31.75	A46
250X32X31.75A60	250	32	31.75	A60
250X32X31.75C60/80	250	32	31.75	C60/80
250X32X31.75W46	250	32	31.75	W46
250X32X31.75W60	250	32	31.75	W60
250X40X31.75A24	250	40	31.75	A24
250X40X31.75A36	250	40	31.75	A36
250X40X31.75A46	250	40	31.75	A46
250X40X31.75A60	250	40	31.75	A60
250X40X31.75C60/80	250	40	31.75	C60/80
250X40X31.75W46	250	40	31.75	W46
250X40X31.75W60	250	40	31.75	W60
300X25X31.75A24	300	25	31.75	A24
300X25X31.75A36	300	25	31.75	A36
300X25X31.75A46	300	25	31.75	A46
300X25X31.75A60	300	25	31.75	A60
300X25X31.75C60/80	300	25	31.75	C60/80
300X25X31.75W46	300	25	31.75	W46
300X25X31.75W60	300	25	31.75	W60
300X32X31.75A24	300	32	31.75	A24
300X32X31.75A36	300	32	31.75	A36
300X32X31.75A46	300	32	31.75	A46
300X32X31.75A60	300	32	31.75	A60
300X32X31.75C60/80	300	32	31.75	C60/80
300X32X31.75W46	300	32	31.75	W46
300X32X31.75W60	300	32	31.75	W60
300X40X31.75A24	300	40	31.75	A24
300X40X31.75A36	300	40	31.75	A36
300X40X31.75A46	300	40	31.75	A46
300X40X31.75A60	300	40	31.75	A60
300X40X31.75C60/80	300	40	31.75	C60/80
300X40X31.75W46	300	40	31.75	W46
300X40X31.75W60	300	40	31.75	W60
300X50X31.75A24	300	50	31.75	A24
300X50X31.75A36	300	50	31.75	A36
300X50X31.75A46	300	50	31.75	A46
300X50X31.75A60	300	50	31.75	A60
300X50X31.75C60/80	300	50	31.75	C60/80
300X50X31.75W46	300	50	31.75	W46
300X50X31.75W60	300	50	31.75	W60
300X50X50.8A24	300	50	50.8	A24
300X50X50.8A36	300	50	50.8	A36
300X50X50.8A46	300	50	50.8	A46
300X50X50.8A60	300	50	50.8	A60
300X50X50.8C60/80	300	50	50.8	C60/80
300X50X50.8W46	300	50	50.8	W46
300X50X50.8W60	300	50	50.8	W60
400X50X76.2A24	400	50	76.2	A24
400X50X76.2A46	400	50	76.2	A46
400X50X76.2C60/80	400	50	76.2	C60/80



Mounted Points



Stock Code	Length	Thickness	Shank	Grade
A1	65	19	6	PA46PV
A3	70	25	6	PA46PV
A4	32	32	6	PA46PV
A5	28	19	6	PA46PV
A11	55	22	6	PA46PV
A12	32	18	6	PA46PV
A21	25	25	6	PA46PV
A25	25	25	6	PA46PV
A26	16	16	6	PA46PV
A36	10	42	6	PA46PV
A38	25	25	6	PA46PV
B111	18	11	6	PA80TV
W189	40	13	6	PA80TV
W196	25	16	6	PA80TV
W215	25	3.2	6	PA80TV
W222	50	25	6	PA80TV
W225	6	32	6	PA80TV

Wheel Dressers



Stock Code	Wheel Size
WD0	250mm
WD1	250 - 350mm
WD2	350mm +

Diamond Hand Held Dressers



Stock Code	Wheel Size
DHHD250	250mm

Handy Rolls




Stock Code	Width	Length	Grid
HR50P40	50	50M	P40
HR50P60	50	50M	P60
HR50P80	50	50M	P80
HR50P100	50	50M	P100
HR50P120	50	50M	P120
HR50P150	50	50M	P150
HR50P180	50	50M	P180
HR50P240	50	50M	P240


Non Woven Nylon, Fleece/Scotchbrite




Stock Code	Size	Grid Option
SCOTMAROON	150x225	Medium
		Fine
		Very Fine
SCOTGREEN	150x225	Medium
		Fine
		Very Fine
SCOTROLLSMAROON	150x10M	Medium
		Fine
		Very Fine
SCOTROLLSGREEN	150x10M	Medium
		Fine
		Very Fine



Flap Wheels				
				
Stock Code		Ø mm	Thickness	Grid
FW20x15x6xP80		20	15	80
FW20x20x6xP80		20	20	80
FW20x20x6xP120		20	20	120
FW20x20x6xP240		20	20	240
FW25x15x6xP80		25	15	80
FW25x15x6xP120		25	15	120
FW30x5x6xP60		30	5	60
FW30x5x6xP80		30	5	80
FW30x5x6xP120		30	5	120
FW30x10x3xP60		30	10	60
FW30x10x3xP120		30	10	120
FW30x10x3xP240		30	10	240
FW30x10x3xP320		30	10	320
FW30x10x6xP60		30	10	60
FW30x10x6xP80		30	10	80
FW30x10x6xP150		30	10	150
FW30x15x6xP60		30	15	60
FW30x15x6xP80		30	15	80
FW30x15x6xP120		30	15	120
FW30x20x6xP60		30	20	60
FW40x10x6xP80		40	10	80
FW40x15x6xP60		40	15	60
FW40x15x6xP80		40	15	80
FW40x15x6xP120		40	15	120
FW40x15x6xP180		40	15	180
FW40x15x6xP240		40	15	240
FW40x15x6xP320		40	15	320
FW40x15x6xP400		40	15	400
FW40x20x6xP60		40	20	60
FW40x20x6xP80		40	20	80
FW40x20x6xP120		40	20	120
FW40x20x6xP240		40	20	240
FW40x25x6xP60		40	25	60
FW40x25x6xP80		40	25	80
FW40x25x6xP120		40	25	120
FW40x40x6xP60		40	40	60
FW40x40x6xP80		40	40	80
FW40x40x6xP120		40	40	120
FW50x10x6xP80		50	10	80
FW50x15x6xP40		50	15	40
FW50x15x6xP60		50	15	60
FW50x15x6xP80		50	15	80
FW50x15x6xP120		50	15	120
FW50x15x6xP180		50	15	180
FW50x15x6xP240		50	15	240
FW50x20x6xP40		50	20	40
FW50x20x6xP60		50	20	60
FW50x20x6xP80		50	20	80
FW50x20x6xP120		50	20	120
FW50x20x6xP240		50	20	240
FW50x30x6xP60		50	30	60
FW50x30x6xP80		50	30	80
FW50x30x6xP120		50	30	120
FW50x40x6xP60		50	40	60
FW50x40x6xP80		50	40	80
FW50x40x6xP120		50	40	120

Flap Wheels				
				
Stock Code		Ø mm	Thickness	Grid
FW60x15x6xP80		60	15	80
FW60x20x6xP60		60	20	60
FW60x20x6xP80		60	20	80
FW60x20x6xP120		60	20	120
FW60x30x6xP40		60	30	40
FW60x30x6xP60		60	30	60
FW60x30x6xP80		60	30	80
FW60x30x6xP120		60	30	120
FW60x30x6xP240		60	30	240
FW60x40x6xP40		60	40	40
FW60x40x6xP60		60	40	60
FW60x40x6xP80		60	40	80
FW60x40x6xP120		60	40	120
FW60x40x6xP240		60	40	240
FW80x20x6xP60		80	20	60
FW80x20x6xP80		80	20	80
FW80x20x6xP120		80	20	120
FW80x30x6xP60		80	30	60
FW80x30x6xP80		80	30	80
FW80x30x6xP120		80	30	120
FW80x50x6xP40		80	50	40
FW80x50x6xP60		80	50	60
FW80x50x6xP80		80	50	80
FW80x50x6xP120		80	50	120

Sanding Belts			
			
Stock Code		Size	Grid Options
SB2000x50		2000x50	36/60/80/100/180/400/800
SB2000x25		2000x25	36/60/80/100/180/400/800
SB762x50		762x50	36/60/80/100/180/400/800
SB762x25		762x25	36/60/80/100/180/400/800

Abrasive Sheets			
			
Stock Code		Size	Grid Options
SP230x280		230x280	50/80/100/120/150/180
		Pack of 50	200/220/240/320/360/400



Bimetal Bandsaw Blades




Choose From List below (any size can be made up)

Size	Width	Combi Tooth per inch (Tpi)
Eg : 2360	13	10/14 TPI
	20	8/12 TPI
	27	6/10 TPI
	34	5/8 TPI
	41	4/6 TPI
	54	5/7 TPI (Profile Type)
		3/4 TPI (Profile Type)
		5/8 TPI
		3/4 TPI
		2/3 TPI

Recommended Tooth Selection for Solid Material

Cross Section	Toothings
< 25 mm	10/14 TPI
15 - 40mm	8/12 TPI
25 - 50mm	6/10 TPI
35 - 70mm	5/8 TPI
40 - 90mm	5/6 TPI
50 - 120mm*	4/6 TPI
80 - 180mm*	3/4 TPI
130 - 350mm	2/3 TPI
150 - 450mm	1.5/2 TPI
200 - 600mm	1.1/1.6 TPI
> 500mm	0.75/1.25 TPI

APPLICATION AREAS



Recommendations For Tooth Selections









		For Tubes									
		20	40	60	80	100	120	150	200	300	500
Outside Dia	Wall Thickness										
2	2	14	10/14	10/14	10/14	10/14	8/12	8/12	8/12	8/12	5/8
3	3	14	10/14	10/14	8/12	8/12	8/12	8/12	6/10	6/10	5/8
4	4	10/14	10/14	8/12	8/12	8/12	6/10	6/10	5/8	5/8	4/6
5	5	10/14	10/14	8/12	6/10	6/10	6/10	5/8	4/6	4/6	4/6
6	6	10/14	10/14	8/12	6/10	6/10	5/8	5/8	4/6	4/6	4/6
8	8	10/14	8/12	8/12	5/8	5/8	5/8	4/6	4/6	4/6	4/6
10	10	-	8/12	6/10	4/6	4/6	4/6	4/6	4/6	4/6	4/5
12	12	-	8/12	6/10	4/6	4/6	4/6	4/6	4/6	4/6	4/5
15	15	-	8/12	6/10	4/6	4/6	4/6	4/6	4/5	4/5	4/5
20	20	-	-	4/6	4/6	4/6	4/6	4/5	4/5	4/5	3/4
30	30	-	-	-	4/6	4/6	4/5	4/5	4/5	4/5	2/3
50	50	-	-	-	-	-	-	4/5	3/4	2/3	2/3
80	80	-	-	-	-	-	-	-	3/4	2/3	2/3
100	100	-	-	-	-	-	-	-	-	2/3	1.5/2




RÖNTGEN



Chip Characteristics

Chip form	Chip condition	Chip color	Blade speed	Blade feed	Other
	Thick & Hard Thick & Short	Blue & Brown	Decrease	Decrease	Check Cutting Fluid & Mix
	Thick & Hard Brittle	Blue & Brown	Decrease	Decrease	Check Cutting Fluid & Mix
	Thick & Hard Strong Springiness	Silver or Light Straw	Suitable	Decrease	Check for Proper Pitch Blade
	Thin & Hard Springiness	Silver	Increase	Decrease	
	Thin & Curl Springiness	Silver	Suitable	Suitable	
	Thin & Straight Springiness	Silver	Suitable	Increase	
	Powdered	Silver	Decrease	Increase	
	Thin & Curled Very Tight	Silver	Suitable	Decrease	Use Coarser Tooth

Carbon Bandsaw Blades



Size	Width	Combi Tooth per inch (TPI)
Eg : 2360	6	6
	10	8
	13	10
	16	14
	20	18
	25	24



RÖNTGEN



Other Related Tools on Request





RMI
Machine Tools

www.rmsale.co.za